






# 2026 Region 1 Championships

## Meet Results







Mar 26-29, 2026

Rank	Num	Name	Gym							AA
1	152	* Arumin Mohanraj	West Coast - NC	D/E: 2.3 / 9.800	2.1 / 9.450	2.3 / 9.550	2.4 / 9.150	2.2 / 9.550	2.3 / 8.900	
				D+/E+: 0.000 / 0.0	0.000 / 0.0	0.000 / 0.0	0.000 / 0.0	0.000 / 0.0	0.000 / 0.0	
				S+/ND: 0.1 / -	- / -	- / -	- / -	0.1 / -	- / -	
				Final: 12.200	11.550	11.850	11.550	11.850	11.200	70.200
				Place: 2	1	3T	1	2	6T	1
2	145	* Brandon Higashi	West Coast - NC	D/E: 2.3 / 9.650	1.6 / 9.650	2.1 / 9.550	2.4 / 9.000	2.2 / 9.650	2.2 / 9.600	
				D+/E+: 0.000 / 0.0	0.000 / 0.0	0.000 / 0.0	0.000 / 0.0	0.000 / 0.0	0.000 / 0.0	
				S+/ND: - / -	- / -	- / -	- / -0.3	0.1 / -	- / -	
				Final: 11.950	11.250	11.650	11.100	11.950	11.800	69.700
				Place: 3	4T	10T	4	1	1	2
3	978	* Marcos Brunni	Bakersfield - SC	D/E: 2.6 / 9.550	2.1 / 8.150	2.2 / 9.350	2.2 / 9.250	2.5 / 9.300	2.2 / 9.050	
				D+/E+: 0.000 / 0.0	0.000 / 0.0	0.000 / 0.0	0.000 / 0.0	0.000 / 0.0	0.000 / 0.0	
				S+/ND: 0.1 / -	- / -	- / -	- / -	- / -	- / -	
				Final: 12.250	10.250	11.550	11.450	11.800	11.250	68.550
				Place: 1	24	13*	2	3	5	3
4	728	* Adrian Cheng	Peninsula - NC	D/E: 2.4 / 8.750	2.1 / 9.250	2.2 / 9.800	1.2 / 9.450	2.1 / 9.150	2.2 / 9.500	
				D+/E+: 0.000 / 0.0	0.000 / 0.0	0.000 / 0.0	0.000 / 0.0	0.000 / 0.0	0.000 / 0.0	
				S+/ND: - / -	- / -	- / -	- / -	- / -	- / -	
				Final: 11.150	11.350	12.000	10.650	11.250	11.700	68.100
				Place: 17T	2*	1*	8	13*	2	4
5	440	Ledger Lewis	Mission Valley SC	D/E: 2.5 / 8.850	2.1 / 9.250	2.3 / 8.800	2.2 / 8.800	2.5 / 9.100	2.2 / 9.000	
				D+/E+: 0.000 / 0.0	0.000 / 0.0	0.000 / 0.0	0.000 / 0.0	0.000 / 0.0	0.000 / 0.0	
				S+/ND: 0.1 / -	- / -	- / -	- / -	- / -	- / -	
				Final: 11.450	11.350	11.100	11.000	11.600	11.200	67.700
				Place: 11	2*	23	5	6	6*	5
6	980	Maximillian Dela Cruz	Bakersfield - SC	D/E: 2.3 / 9.250	2.1 / 8.750	2.2 / 9.600	2.4 / 8.100	2.4 / 9.300	2.3 / 8.850	
				D+/E+: 0.000 / 0.0	0.000 / 0.0	0.000 / 0.0	0.000 / 0.0	0.000 / 0.0	0.000 / 0.0	
				S+/ND: - / -	- / -	- / -	- / -	- / -	- / -	
				Final: 11.550	10.850	11.800	10.500	11.700	11.150	67.550
				Place: 9	10	5	14T	5	9	6
7	760	* Mercy Aquino-Johnson	HITS - HI	D/E: 2.2 / 9.350	1.6 / 9.150	2.2 / 9.500	1.2 / 9.200	2.2 / 9.200	2.2 / 9.200	
				D+/E+: 0.000 / 0.0	0.000 / 0.0	0.000 / 0.0	0.000 / 0.0	0.000 / 0.0	0.000 / 0.0	
				S+/ND: 0.1 / -	- / -	- / -	- / -	0.1 / -	- / -	
				Final: 11.650	10.750	11.700	10.400	11.500	11.400	67.400
				Place: 7	15*	6*	20*	8	3	7
8T	556	Frederick Smith	Broadway - SC	D/E: 2.3 / 9.200	1.6 / 8.900	2.1 / 9.750	1.2 / 9.100	2.4 / 9.150	2.1 / 9.250	
				D+/E+: 0.000 / 0.0	0.000 / 0.0	0.000 / 0.0	0.000 / 0.0	0.000 / 0.0	0.000 / 0.0	
				S+/ND: 0.1 / -0.5	- / -	- / -	- / -	- / -	- / -	
				Final: 11.100	10.500	11.850	10.300	11.550	11.350	66.650
				Place: 20T	20	3T	25T	7	4	8T
8T	981	Uriah Doyle	Bakersfield - SC	D/E: 2.3 / 9.550	1.7 / 8.950	2.2 / 9.500	1.2 / 9.400	2.4 / 8.850	1.6 / 9.000	
				D+/E+: 0.000 / 0.0	0.000 / 0.0	0.000 / 0.0	0.000 / 0.0	0.000 / 0.0	0.000 / 0.0	
				S+/ND: - / -	- / -	- / -	- / -	- / -	- / -	
				Final: 11.850	10.650	11.700	10.600	11.250	10.600	66.650
				Place: 4	18	6*	9	13T	15	8T
10	763	* Landon Coronel	HITS - HI	D/E: 2.1 / 9.200	1.6 / 9.450	2.2 / 9.500	1.2 / 9.300	2.2 / 9.450	2.2 / 7.600	
				D+/E+: 0.000 / 0.0	0.000 / 0.0	0.000 / 0.0	0.000 / 0.0	0.000 / 0.0	0.000 / 0.0	
				S+/ND: - / -	- / -	- / -	- / -	0.1 / -	- / -	
				Final: 11.300	11.050	11.700	10.500	11.750	9.800	66.100
				Place: 12	6	6*	14*	4	28T	10
11	672	Maxwell Tamayo	CCG-SLO - NC	D/E: 2.2 / 9.550	1.6 / 9.000	2.2 / 9.250	1.2 / 9.350	2.1 / 8.900	2.1 / 8.550	
				D+/E+: 0.000 / 0.0	0.000 / 0.0	0.000 / 0.0	0.000 / 0.0	0.000 / 0.0	0.000 / 0.0	
				S+/ND: - / -	- / -	- / -	- / -	- / -	- / -	
				Final: 11.750	10.600	11.450	10.550	11.000	10.650	66.000
				Place: 5	19	17*	10*	20*	14	11

# 2026 Region 1 Championships

## Meet Results







Mar 26-29, 2026

Rank	Num	Name	Gym							AA
12T	767	*Leo Hara-Mau	HITS - HI	D/E: 2.0 / 9.600	1.6 / 9.350	2.2 / 9.450	1.2 / 9.350	2.1 / 8.900	2.2 / 7.900	
				D+/E+: 0.000 / 0.0	0.000 / 0.0	0.000 / 0.0	0.000 / 0.0	0.000 / 0.0	0.000 / 0.0	
				S+/ND: 0.1 / -	- / -	- / -	- / -	- / -	- / -	
				Final: 11.700	10.950	11.650	10.550	11.000	10.100	65.950
				Place: 6	8	10*	10*	20*	24T	12T
12T	671	George Tamayo	CCG-SLO - NC	D/E: 2.2 / 9.200	1.6 / 9.200	2.2 / 9.500	1.2 / 9.200	2.1 / 9.000	2.1 / 8.350	
				D+/E+: 0.000 / 0.0	0.000 / 0.0	0.000 / 0.0	0.000 / 0.0	0.000 / 0.0	0.000 / 0.0	
				S+/ND: 0.1 / -	- / -	- / -	- / -	- / -	- / -	
				Final: 11.500	10.800	11.700	10.400	11.100	10.450	65.950
				Place: 10	11T	6*	20*	17T	17*	12T
14	469	Jean Paul Martinez	Go For It USA - NV	D/E: 2.3 / 8.800	2.2 / 8.600	2.2 / 9.300	2.2 / 8.100	2.2 / 8.900	2.1 / 8.100	
				D+/E+: 0.000 / 0.0	0.000 / 0.0	0.000 / 0.0	0.000 / 0.0	0.000 / 0.0	0.000 / 0.0	
				S+/ND: 0.1 / -	- / -	- / -	- / -	0.1 / -	- / -	
				Final: 11.200	10.800	11.500	10.300	11.200	10.200	65.200
				Place: 15*	11T	15*	25T	16	23	14
15	486	Jeffry Tanouye	Gymcats - NV	D/E: 2.3 / 8.050	1.6 / 9.100	2.2 / 9.450	1.2 / 9.000	2.2 / 9.100	1.7 / 9.100	
				D+/E+: 0.000 / 0.0	0.000 / 0.0	0.000 / 0.0	0.000 / 0.0	0.000 / 0.0	0.000 / 0.0	
				S+/ND: - / -	- / -	- / -	- / -	- / -	- / -	
				Final: 10.350	10.700	11.650	10.200	11.300	10.800	65.000
				Place: 35*	17	10*	28*	12	12T	15
16	876	Will Hodak	Accel - NC	D/E: 2.1 / 9.150	1.7 / 9.100	2.2 / 8.850	1.2 / 9.300	2.1 / 8.550	1.7 / 8.750	
				D+/E+: 0.000 / 0.0	0.000 / 0.0	0.000 / 0.0	0.000 / 0.0	0.000 / 0.0	0.000 / 0.0	
				S+/ND: - / -	- / -	- / -	- / -	- / -	- / -	
				Final: 11.250	10.800	11.050	10.500	10.650	10.450	64.700
				Place: 13T	11*	24	14*	26	17T	16
17	609	Dominic Passno	USA Gym Flairs - AZ	D/E: 2.5 / 7.900	2.4 / 8.050	2.3 / 8.550	1.2 / 9.200	2.2 / 9.100	2.2 / 8.800	
				D+/E+: 0.000 / 0.0	0.000 / 0.0	0.000 / 0.0	0.000 / 0.0	0.000 / 0.0	0.000 / 0.0	
				S+/ND: - / -	- / -	- / -	- / -	0.1 / -	- / -	
				Final: 10.400	10.450	10.850	10.400	11.400	11.000	64.500
				Place: 33T	21	27T	20*	9T	10	17
18	546	Nikita Kuznetsov	Broadway - SC	D/E: 2.3 / 8.900	1.6 / 8.750	2.2 / 9.300	1.2 / 8.950	2.1 / 8.400	2.2 / 8.600	
				D+/E+: 0.000 / 0.0	0.000 / 0.0	0.000 / 0.0	0.000 / 0.0	0.000 / 0.0	0.000 / 0.0	
				S+/ND: - / -0.1	- / -	- / -	- / -	- / -	- / -	
				Final: 11.100	10.350	11.500	10.150	10.500	10.800	64.400
				Place: 20T	23	15*	31	29	12T	18
19	442	Kai McCullen	Mission Valley SC	D/E: 2.3 / 9.200	1.6 / 7.900	2.2 / 9.250	1.2 / 9.350	2.2 / 9.050	1.6 / 8.300	
				D+/E+: 0.000 / 0.0	0.000 / 0.0	0.000 / 0.0	0.000 / 0.0	0.000 / 0.0	0.000 / 0.0	
				S+/ND: 0.1 / -	- / -	- / -	- / -	0.1 / -	- / -	
				Final: 11.600	9.500	11.450	10.550	11.350	9.900	64.350
				Place: 8	32T	17*	10*	11	27	19
20	828	Martin Kensen-Worthington	CGC - SC	D/E: 2.3 / 8.050	2.1 / 9.150	2.2 / 9.800	1.2 / 9.150	2.2 / 7.550	2.2 / 8.150	
				D+/E+: 0.000 / 0.0	0.000 / 0.0	0.000 / 0.0	0.000 / 0.0	0.000 / 0.0	0.000 / 0.0	
				S+/ND: - / -	- / -	- / -	- / -	- / -	- / -	
				Final: 10.350	11.250	12.000	10.350	9.750	10.350	64.050
				Place: 35*	4T	1*	24	35	21T	20
21	727	Dean Campanelli	Peninsula - NC	D/E: 2.1 / 8.950	1.7 / 8.700	1.6 / 8.750	1.2 / 9.200	2.1 / 9.150	1.7 / 8.650	
				D+/E+: 0.000 / 0.0	0.000 / 0.0	0.000 / 0.0	0.000 / 0.0	0.000 / 0.0	0.000 / 0.0	
				S+/ND: - / -	- / -	- / -	- / -	- / -	- / -	
				Final: 11.050	10.400	10.350	10.400	11.250	10.350	63.800
				Place: 26	22	33T	20*	13*	21T	21
22T	865	Kane Savage	Mastery of Sports NC	D/E: 2.4 / 8.700	1.7 / 7.600	2.2 / 9.100	1.6 / 9.300	2.1 / 8.500	1.7 / 8.800	
				D+/E+: 0.000 / 0.0	0.000 / 0.0	0.000 / 0.0	0.000 / 0.0	0.000 / 0.0	0.000 / 0.0	
				S+/ND: - / -	- / -	- / -	- / -	- / -	- / -	
				Final: 11.100	9.300	11.300	10.900	10.600	10.500	63.700
				Place: 20T	35	21	6	27	16	22T

# 2026 Region 1 Championships

## Meet Results







Mar 26-29, 2026

Rank	Num	Name	Gym							AA	
22T	922	Leo Cohn	Agility - SC	D/E:	2.9 / 8.100	2.1 / 8.900	2.3 / 8.500	2.4 / 9.000	2.3 / 7.300	2.1 / 7.700	
				D+/E+:	0.000 / 0.0	0.000 / 0.0	0.000 / 0.0	0.000 / 0.0	0.000 / 0.0	0.000 / 0.0	
				S+/ND:	0.1 / -	- / -	- / -	- / -	- / -	- / -	
				Final:	11.100	11.000	10.800	11.400	9.600	9.800	63.700
				Place:	20T	7	29	3	37	28T	22T
24T	696	Beck Chung	Xtreme Gym - AZ	D/E:	2.4 / 8.100	2.1 / 7.400	2.3 / 9.050	2.2 / 8.600	2.2 / 8.900	2.2 / 8.200	
				D+/E+:	0.000 / 0.0	0.000 / 0.0	0.000 / 0.0	0.000 / 0.0	0.000 / 0.0	0.000 / 0.0	
				S+/ND:	- / -	- / -	- / -	- / -	- / -	- / -	
				Final:	10.500	9.500	11.350	10.800	11.100	10.400	63.650
				Place:	31T	32T	20	7	17T	20	24T
24T	889	Dash Rucker	Accel - NC	D/E:	2.2 / 8.800	1.7 / 8.150	2.1 / 8.750	1.2 / 9.300	2.1 / 8.900	2.1 / 8.350	
				D+/E+:	0.000 / 0.0	0.000 / 0.0	0.000 / 0.0	0.000 / 0.0	0.000 / 0.0	0.000 / 0.0	
				S+/ND:	- / -	- / -	- / -	- / -	- / -	- / -	
				Final:	11.000	9.850	10.850	10.500	11.000	10.450	63.650
				Place:	27	26*	27T	14*	20*	17*	24T
26T	867	Quincy Abrams	Accel - NC	D/E:	2.2 / 8.750	1.6 / 8.150	2.1 / 8.650	1.2 / 8.850	2.2 / 8.850	1.7 / 9.250	
				D+/E+:	0.000 / 0.0	0.000 / 0.0	0.000 / 0.0	0.000 / 0.0	0.000 / 0.0	0.000 / 0.0	
				S+/ND:	- / -0.3	- / -	- / -	- / -	- / -	- / -	
				Final:	10.650	9.750	10.750	10.050	11.050	10.950	63.200
				Place:	29T	30	30	32*	19	11	26T
26T	153	Jaxon Morales	West Coast - NC	D/E:	2.3 / 8.450	2.1 / 7.700	2.2 / 8.200	1.2 / 9.300	2.3 / 8.150	2.2 / 9.000	
				D+/E+:	0.000 / 0.0	0.000 / 0.0	0.000 / 0.0	0.000 / 0.0	0.000 / 0.0	0.000 / 0.0	
				S+/ND:	- / -	- / -	- / -	- / -	0.1 / -	- / -	
				Final:	10.750	9.800	10.400	10.500	10.550	11.200	63.200
				Place:	28	29	31*	14*	28	6*	26T
28	697	Ryan Mogull	Xtreme Gym - AZ	D/E:	2.5 / 8.150	2.2 / 7.450	2.2 / 8.750	1.2 / 9.250	2.1 / 8.850	1.6 / 8.500	
				D+/E+:	0.000 / 0.0	0.000 / 0.0	0.000 / 0.0	0.000 / 0.0	0.000 / 0.0	0.000 / 0.0	
				S+/ND:	- / -	- / -	- / -	- / -	- / -	- / -	
				Final:	10.650	9.650	10.950	10.450	10.950	10.100	62.750
				Place:	29T	31	25*	19	23T	24T	28
29	226	Hazen Knight	GWC - AZ	D/E:	2.4 / 8.850	1.6 / 9.150	2.2 / 9.200	1.2 / 9.350	2.1 / 6.800	2.2 / 7.300	
				D+/E+:	0.000 / 0.0	0.000 / 0.0	0.000 / 0.0	0.000 / 0.0	0.000 / 0.0	0.000 / 0.0	
				S+/ND:	- / -	- / -	- / -	- / -	- / -	- / -	
				Final:	11.250	10.750	11.400	10.550	8.900	9.500	62.350
				Place:	13T	15*	19	10*	38	34	29
30T	1026	Jameson Ruiz	Rising Sky Gym - AZ	D/E:	2.2 / 8.950	1.6 / 7.750	2.2 / 8.750	1.2 / 9.000	2.1 / 9.300	1.1 / 7.700	
				D+/E+:	0.000 / 0.0	0.000 / 0.0	0.000 / 0.0	0.000 / 0.0	0.000 / 0.0	0.000 / 0.0	
				S+/ND:	- / -	- / -	- / -	- / -	- / -	- / -	
				Final:	11.150	9.350	10.950	10.200	11.400	8.800	61.850
				Place:	17*	34	25*	28*	9T	36	30T
30T	875	Jesse Heckerman	Accel - NC	D/E:	2.2 / 8.900	1.7 / 9.100	2.1 / 7.850	1.2 / 9.050	2.1 / 7.900	1.6 / 8.150	
				D+/E+:	0.000 / 0.0	0.000 / 0.0	0.000 / 0.0	0.000 / 0.0	0.000 / 0.0	0.000 / 0.0	
				S+/ND:	- / -	- / -	- / -	- / -	- / -	- / -	
				Final:	11.100	10.800	9.950	10.250	10.000	9.750	61.850
				Place:	20T	11*	36	27	32*	30T	30T
32	574	Emilio Casenave	SCEGA - SC	D/E:	2.1 / 8.400	1.6 / 8.600	2.1 / 7.600	1.2 / 8.500	2.1 / 8.750	1.1 / 8.650	
				D+/E+:	0.000 / 0.0	0.000 / 0.0	0.000 / 0.0	0.000 / 0.0	0.000 / 0.0	0.000 / 0.0	
				S+/ND:	- / -	- / -	- / -	- / -	0.1 / -	- / -	
				Final:	10.500	10.200	9.700	9.700	10.950	9.750	60.800
				Place:	31T	25	38	37	23T	30T	32
33	1025	Jackson Lansing	Rising Sky Gym - AZ	D/E:	2.4 / 7.850	1.7 / 8.150	2.2 / 8.950	1.2 / 8.850	2.1 / 7.600	2.2 / 7.500	
				D+/E+:	0.000 / 0.0	0.000 / 0.0	0.000 / 0.0	0.000 / 0.0	0.000 / 0.0	0.000 / 0.0	
				S+/ND:	- / -	- / -	- / -	- / -	- / -	- / -	
				Final:	10.250	9.850	11.150	10.050	9.700	9.700	60.700
				Place:	37	26*	22	32*	36	32	33

# 2026 Region 1 Championships

## Meet Results

Mar 26-29, 2026

Rank	Num	Name	Gym							AA
34	774	* Kyle Sok	HITS - HI	D/E: 2.2 / 8.950	1.6 / 9.300	2.2 / 9.350	1.2 / 8.350	2.3 / 8.150	1.5 / 6.450	
				D+/E+: 0.000 / 0.0	0.000 / 0.0	0.000 / 0.0	0.000 / 0.0	0.000 / 0.0	0.000 / 0.0	
				S+/ND: -- / --	-- / --	-- / --	-- / --	-- / --	-- / -1.0	
				Final: 11.150	10.900	11.550	9.550	10.450	6.950	60.550
				Place: 17*	9	13*	39	30	39	34
35	544	Michael Katzir	Broadway - SC	D/E: 2.2 / 7.750	1.6 / 8.250	2.1 / 8.050	1.2 / 9.000	2.1 / 8.100	2.1 / 8.000	
				D+/E+: 0.000 / 0.0	0.000 / 0.0	0.000 / 0.0	0.000 / 0.0	0.000 / 0.0	0.000 / 0.0	
				S+/ND: -- / --	-- / --	-- / --	-- / --	-- / --	-- / --	
				Final: 9.950	9.850	10.150	10.200	10.200	10.100	60.450
				Place: 38	26T	35	28*	31	24T	35
36	437	Arthur Haney	Mission Valley SC	D/E: 2.3 / 8.800	1.6 / 7.550	1.5 / 9.250	1.2 / 8.700	2.1 / 7.700	0.6 / 9.000	
				D+/E+: 0.000 / 0.0	0.000 / 0.0	0.000 / 0.0	0.000 / 0.0	0.000 / 0.0	0.000 / 0.0	
				S+/ND: 0.1 / --	-- / --	-- / -1.0	-- / --	-- / --	-- / --	
				Final: 11.200	9.150	9.750	9.900	9.800	9.600	59.400
				Place: 15*	36	37	35*	34	33	36
37	611	Camden Pretzer	USA Gym Flairs - AZ	D/E: 2.1 / 9.000	1.7 / 6.650	2.2 / 8.150	1.2 / 8.850	2.1 / 7.900	1.1 / 7.850	
				D+/E+: 0.000 / 0.0	0.000 / 0.0	0.000 / 0.0	0.000 / 0.0	0.000 / 0.0	0.000 / 0.0	
				S+/ND: -- / --	-- / --	-- / --	-- / --	-- / --	-- / --	
				Final: 11.100	8.350	10.350	10.050	10.000	8.950	58.800
				Place: 20T	37*	33T	32*	32*	35	37
38	1024	Hendrix Ireland	Rising Sky Gym - AZ	D/E: 2.2 / 8.200	1.7 / 6.650	2.2 / 8.200	1.2 / 8.450	2.1 / 6.050	1.1 / 7.350	
				D+/E+: 0.000 / 0.0	0.000 / 0.0	0.000 / 0.0	0.000 / 0.0	0.000 / 0.0	0.000 / 0.0	
				S+/ND: -- / --	-- / --	-- / --	-- / --	-- / --	-- / --	
				Final: 10.400	8.350	10.400	9.650	8.150	8.450	55.400
				Place: 33T	37*	31*	38	39	37	38
39	127	Ian Whaite	Gym Unlimited - CA	D/E: 2.1 / 6.900	1.5 / 6.800	1.6 / 7.200	1.2 / 8.700	0.3 / 7.000	0.6 / 7.200	
				D+/E+: 0.000 / 0.0	0.000 / 0.0	0.000 / 0.0	0.000 / 0.0	0.000 / 0.0	0.000 / 0.0	
				S+/ND: -- / --	-- / -1.0	-- / --	-- / --	-- / -2.0	-- / --	
				Final: 9.000	7.300	8.800	9.900	5.300	7.800	48.100
				Place: 39	40	39	35*	40	38	39
40	147	Clay Jumaga	West Coast - NC	D/E: 0.0 / 0.000	1.6 / 7.750	1.6 / 6.950	1.2 / 7.950	2.1 / 8.600	0.5 / 6.450	
				D+/E+: 0.000 / 0.0	0.000 / 0.0	0.000 / 0.0	0.000 / 0.0	0.000 / 0.0	0.000 / 0.0	
				S+/ND: -- / --	-- / -1.0	-- / -1.0	-- / --	-- / --	-- / -1.0	
				Final: 0.000	8.350	7.550	9.150	10.700	5.950	41.700
				Place: 40	37T	40	40	25	40	40