







2026 Region 1 Championships

Meet Results







Mar 26-29, 2026

Rank	Num	Name	Gym							AA
1	958	* Iliusha Chibotari	AGC Las Vegas - NV	D/E: 9.9 / 9.300	9.7 / 8.500	9.6 / 8.900	9.9 / 9.350	10.0 / 9.4	9.9 / 8.550	
				D+/E+: 0.000 / 0.0	0.000 / 0.0	0.000 / 0.0	0.000 / 0.0	0.000 / 0.0	0.000 / 0.0	
				S+/ND: -- / --	-- / --	-- / --	-- / --	-- / --	-- / --	
				Final: 9.300	8.500	8.900	9.350	9.450	8.550	54.050
				Place: 1	6	1	7	1	2T	1
2	522	* Luke Duong	Elevate - NC	D/E: 9.4 / 8.200	9.7 / 8.550	9.1 / 8.550	9.6 / 9.150	10.0 / 9.3	9.6 / 8.750	
				D+/E+: 0.000 / 0.0	0.000 / 0.0	0.000 / 0.0	0.000 / 0.0	0.000 / 0.0	0.000 / 0.0	
				S+/ND: -- / --	-- / --	-- / --	-- / --	-- / --	-- / --	
				Final: 8.200	8.550	8.550	9.150	9.350	8.750	52.550
				Place: 7*	4T	3	8T	2	1	2
3	517	* Antonio Crettol	Elevate - NC	D/E: 9.4 / 8.200	9.7 / 8.350	9.7 / 8.450	10.0 / 9.6	9.0 / 8.150	9.7 / 8.550	
				D+/E+: 0.000 / 0.0	0.000 / 0.0	0.000 / 0.0	0.000 / 0.0	0.000 / 0.0	0.000 / 0.0	
				S+/ND: -- / --	-- / --	-- / --	-- / --	-- / --	-- / --	
				Final: 8.200	8.350	8.450	9.600	8.150	8.550	51.300
				Place: 7*	8	4	2*	7T	2T	3
4	290	* Phoenix Casper	Momentum - UT	D/E: 9.7 / 8.450	9.7 / 7.850	9.0 / 8.100	10.0 / 9.7	9.6 / 8.700	9.1 / 8.450	
				D+/E+: 0.000 / 0.0	0.000 / 0.0	0.000 / 0.0	0.000 / 0.0	0.000 / 0.0	0.000 / 0.0	
				S+/ND: -- / --	-- / --	-- / --	-- / --	-- / --	-- / --	
				Final: 8.450	7.850	8.100	9.700	8.700	8.450	51.250
				Place: 4	13T	8T	1	3	4*	4
5	925	Troy Duffy	Agility - SC	D/E: 9.3 / 8.300	10.0 / 8.9	9.3 / 8.350	9.9 / 9.050	9.0 / 8.000	9.1 / 8.450	
				D+/E+: 0.000 / 0.0	0.000 / 0.0	0.000 / 0.0	0.000 / 0.0	0.000 / 0.0	0.000 / 0.0	
				S+/ND: -- / --	-- / --	-- / --	-- / --	-- / --	-- / --	
				Final: 8.300	8.950	8.350	9.050	8.000	8.450	51.100
				Place: 6	2	5	10*	9T	4*	5
6	843	Hayden Cobb	NCG 4S Ranch - SC	D/E: 9.4 / 8.650	9.1 / 8.550	9.3 / 8.050	10.0 / 9.6	9.3 / 8.400	9.3 / 7.750	
				D+/E+: 0.000 / 0.0	0.000 / 0.0	0.000 / 0.0	0.000 / 0.0	0.000 / 0.0	0.000 / 0.0	
				S+/ND: -- / --	-- / --	-- / --	-- / --	-- / --	-- / --	
				Final: 8.650	8.550	8.050	9.600	8.400	7.750	51.000
				Place: 2	4T	10	2*	5	9	6
7	826	* Jason West	North Valley - AZ	D/E: 9.6 / 8.000	9.7 / 9.050	9.6 / 8.600	9.7 / 9.050	9.3 / 8.650	9.0 / 7.550	
				D+/E+: 0.000 / 0.0	0.000 / 0.0	0.000 / 0.0	0.000 / 0.0	0.000 / 0.0	0.000 / 0.0	
				S+/ND: -- / --	-- / --	-- / --	-- / --	-- / -1.0	-- / --	
				Final: 8.000	9.050	8.600	9.050	7.650	7.550	49.900
				Place: 9	1	2	10T	11	12	7
8	681	Jude Clark	HOH - NC	D/E: 9.4 / 8.500	9.1 / 7.850	9.4 / 7.950	9.6 / 8.950	9.4 / 8.550	9.1 / 7.700	
				D+/E+: 0.000 / 0.0	0.000 / 0.0	0.000 / 0.0	0.000 / 0.0	0.000 / 0.0	0.000 / 0.0	
				S+/ND: -- / --	-- / --	-- / --	-- / --	-- / --	-- / --	
				Final: 8.500	7.850	7.950	8.950	8.550	7.700	49.500
				Place: 3	13T	11	13*	4	10T	8
9	278	* Seth Hoeger	All American - UT	D/E: 9.6 / 7.650	9.1 / 8.150	9.1 / 8.150	9.9 / 9.150	9.1 / 8.150	9.3 / 7.950	
				D+/E+: 0.000 / 0.0	0.000 / 0.0	0.000 / 0.0	0.000 / 0.0	0.000 / 0.0	0.000 / 0.0	
				S+/ND: -- / --	-- / --	-- / --	-- / --	-- / --	-- / --	
				Final: 7.650	8.150	8.150	9.150	8.150	7.950	49.200
				Place: 13	11	6T	8T	7T	6T	9
10	639	* Kamerin Gardner	Aspire - AZ	D/E: 9.7 / 7.850	9.4 / 8.750	9.3 / 8.150	9.9 / 9.050	9.3 / 7.250	9.7 / 7.950	
				D+/E+: 0.000 / 0.0	0.000 / 0.0	0.000 / 0.0	0.000 / 0.0	0.000 / 0.0	0.000 / 0.0	
				S+/ND: -- / --	-- / --	-- / --	-- / --	-- / --	-- / --	
				Final: 7.850	8.750	8.150	9.050	7.250	7.950	49.000
				Place: 11	3	6T	10*	12	6T	10
11T	706	Beckett Beyer	Diamondback - AZ	D/E: 9.0 / 7.100	9.1 / 8.400	9.3 / 7.600	10.0 / 9.4	9.3 / 8.000	9.3 / 7.700	
				D+/E+: 0.000 / 0.0	0.000 / 0.0	0.000 / 0.0	0.000 / 0.0	0.000 / 0.0	0.000 / 0.0	
				S+/ND: -- / --	-- / --	-- / --	-- / --	-- / --	-- / --	
				Final: 7.100	8.400	7.600	9.400	8.000	7.700	48.200
				Place: 15	7	15*	6	9T	10T	11T

2026 Region 1 Championships

Meet Results

Mar 26-29, 2026

Rank	Num	Name	Gym							AA
11T	584	Jayden Treearphorn	SCEGA - SC	D/E: 9.1 / 7.400	9.1 / 8.300	9.1 / 7.500	9.6 / 8.950	9.4 / 8.200	9.4 / 7.850	
				D+/E+: 0.000 / 0.0	0.000 / 0.0	0.000 / 0.0	0.000 / 0.0	0.000 / 0.0	0.000 / 0.0	
				S+/ND: -- / --	-- / --	-- / --	-- / --	-- / --	-- / --	
				Final: 7.400	8.300	7.500	8.950	8.200	7.850	48.200
				Place: 14	9	17	13*	6	8	11T
13	919	Axel Weirich	Extreme - NC	D/E: 9.3 / 7.950	9.1 / 7.500	9.3 / 7.800	9.9 / 9.550	9.0 / 6.700	9.6 / 7.200	
				D+/E+: 0.000 / 0.0	0.000 / 0.0	0.000 / 0.0	0.000 / 0.0	0.000 / 0.0	0.000 / 0.0	
				S+/ND: -- / --	-- / --	-- / --	-- / --	-- / --	-- / --	
				Final: 7.950	7.500	7.800	9.550	6.700	7.200	46.700
				Place: 10	15	12T	4	14	13	13
14	310	*Ollie Kaelin	Momentum - UT	D/E: 9.7 / 8.350	9.4 / 7.100	9.3 / 7.600	9.9 / 9.450	9.0 / 8.000	9.0 / 5.850	
				D+/E+: 0.000 / 0.0	0.000 / 0.0	0.000 / 0.0	0.000 / 0.0	0.000 / 0.0	0.000 / 0.0	
				S+/ND: -- / --	-- / --	-- / --	-- / --	-- / -1.0	-- / --	
				Final: 8.350	7.100	7.600	9.450	7.000	5.850	45.350
				Place: 5	16	15*	5	13	17	14
15	315	David Loveridge	Momentum - UT	D/E: 9.4 / 7.750	9.4 / 8.200	9.1 / 7.750	9.6 / 8.800	9.1 / 7.100	9.1 / 6.300	
				D+/E+: 0.000 / 0.0	0.000 / 0.0	0.000 / 0.0	0.000 / 0.0	0.000 / 0.0	0.000 / 0.0	
				S+/ND: -- / --	-- / --	-- / --	-- / --	-- / -1.0	-- / --	
				Final: 7.750	8.200	7.750	8.800	6.100	6.300	44.900
				Place: 12	10	14	16T	16	14	15
16	968	Rusl Tislenko	CSA - NC	D/E: 9.1 / 6.650	9.4 / 8.100	9.4 / 7.800	9.9 / 8.900	9.1 / 7.200	9.0 / 6.100	
				D+/E+: 0.000 / 0.0	0.000 / 0.0	0.000 / 0.0	0.000 / 0.0	0.000 / 0.0	0.000 / 0.0	
				S+/ND: -- / --	-- / --	-- / --	-- / --	-- / -1.0	-- / --	
				Final: 6.650	8.100	7.800	8.900	6.200	6.100	43.750
				Place: 16	12	12T	15	15	15*	16
17	274	Kyson Cattermole	All American - UT	D/E: 9.0 / 5.000	9.1 / 6.950	9.1 / 6.950	10.0 / 8.8	9.0 / 5.800	9.0 / 6.100	
				D+/E+: 0.000 / 0.0	0.000 / 0.0	0.000 / 0.0	0.000 / 0.0	0.000 / 0.0	0.000 / 0.0	
				S+/ND: -- / --	-- / --	-- / --	-- / --	-- / -2.0	-- / --	
				Final: 5.000	6.950	6.950	8.800	3.800	6.100	37.600
				Place: 17	17	18	16T	17	15*	17
18	931	Matthew Jones	Agility - SC	D/E: 0.0 / 0.000	0.0 / 0.000	9.4 / 8.100	0.0 / 0.000	0.0 / 0.000	0.0 / 0.000	
				D+/E+: 0.000 / 0.0	0.000 / 0.0	0.000 / 0.0	0.000 / 0.0	0.000 / 0.0	0.000 / 0.0	
				S+/ND: -- / --	-- / --	-- / --	-- / --	-- / --	-- / --	
				Final: 0.000	0.000	8.100	0.000	0.000	0.000	8.100
				Place: 18	18	8T	18	18	18	18