

2026 Region 1 Championships

Meet Results

Mar 26-29, 2026

Westerns Qualifiers Top 101 JN AA

Men / 9 / All Ages

Session: 03,04

Judge's Signatures




Rank	Num	Name	Gym							AA
1	394	Levi Murray	SCATS - SC	D/E: 3.6 / 8.450	3.8 / 8.500	2.7 / 9.500	3.6 / 9.450	3.3 / 9.100	2.9 / 8.750	
				D+/E+: 0.000 / 0.0	0.200 / 0.0	0.000 / 0.2	0.100 / 0.1	0.100 / 0.0	0.000 / 0.0	
				S+/ND: -.- / -.-	0.1 / -.-	-.- / -0.3	-.- / -.-	-.- / -.-	-.- / -.-	
				Final: 12.050	12.600	12.100	13.250	12.500	11.650	74.150
				Place: 22T	1	3	2	2	5	1
2	738	* Brooklyn Tunca	Peninsula - NC	D/E: 3.5 / 8.700	1.8 / 7.800	3.0 / 8.850	3.2 / 9.200	2.9 / 9.650	2.9 / 9.150	
				D+/E+: 0.000 / 0.0	0.000 / 0.0	0.100 / 0.0	0.000 / 0.1	0.000 / 0.2	0.000 / 0.0	
				S+/ND: -.- / -.-	-.- / -.-	-.- / -.-	-.- / -.-	0.1 / -.-	-.- / -.-	
				Final: 12.200	9.600	11.950	12.500	12.850	12.050	71.150
				Place: 17T	90T	5T	10*	1	2T	2
3	729	* Eli Contente	Peninsula - NC	D/E: 3.7 / 8.700	1.9 / 8.750	2.5 / 9.150	3.2 / 9.250	2.6 / 9.400	2.6 / 8.950	
				D+/E+: 0.000 / 0.0	0.000 / 0.0	0.000 / 0.0	0.000 / 0.1	0.000 / 0.1	0.000 / 0.0	
				S+/ND: -.- / -.-	-.- / -.-	-.- / -.-	-.- / -.-	-.- / -.-	-.- / -.-	
				Final: 12.400	10.650	11.650	12.550	12.100	11.550	70.900
				Place: 8T	59	11	9	4T	6	3
4	540	* Jackson Dellinger	Broadway - SC	D/E: 3.4 / 8.750	2.8 / 8.400	2.7 / 8.500	2.8 / 9.150	3.4 / 8.600	3.2 / 8.750	
				D+/E+: 0.000 / 0.0	0.000 / 0.0	0.000 / 0.0	0.000 / 0.0	0.100 / 0.0	0.100 / 0.0	
				S+/ND: -.- / -.-	0.1 / -.-	-.- / -.-	-.- / -.-	-.- / -.-	-.- / -.-	
				Final: 12.150	11.300	11.200	11.950	12.100	12.050	70.750
				Place: 19T	20T	21T	21T	4T	2T	4
5	514	* Anthony Bongcaron	Elevate - NC	D/E: 2.7 / 8.800	2.5 / 9.200	3.2 / 9.100	2.4 / 9.300	2.3 / 9.600	2.2 / 8.850	
				D+/E+: 0.000 / 0.0	0.000 / 0.1	0.100 / 0.0	0.000 / 0.1	0.000 / 0.2	0.000 / 0.0	
				S+/ND: -.- / -.-	0.1 / -.-	-.- / -.-	-.- / -0.3	-.- / -.-	-.- / -.-	
				Final: 11.500	11.900	12.400	11.500	12.100	11.050	70.450
				Place: 61T	4	1	37T	4T	22*	5
6	347	Kaemyn Barragan	GO USA - SC	D/E: 3.4 / 8.850	2.1 / 8.800	3.4 / 8.550	3.2 / 9.200	2.5 / 8.600	2.3 / 8.700	
				D+/E+: 0.000 / 0.0	0.000 / 0.0	0.200 / 0.0	0.000 / 0.1	0.000 / 0.0	0.000 / 0.0	
				S+/ND: -.- / 0.3	-.- / -.-	-.- / -.-	-.- / -.-	-.- / -.-	-.- / -.-	
				Final: 12.550	10.900	12.150	12.500	11.100	11.000	70.200
				Place: 7	42T	2	10*	51T	25	6
7	618	* Josiah Velasco	USA Gym Flairs - AZ	D/E: 3.4 / 8.100	3.0 / 8.700	3.5 / 8.350	3.2 / 8.750	2.9 / 9.000	2.3 / 8.600	
				D+/E+: 0.000 / 0.0	0.000 / 0.0	0.200 / 0.0	0.000 / 0.0	0.000 / 0.0	0.000 / 0.0	
				S+/ND: -.- / -.-	-.- / -.-	-.- / -.-	-.- / -.-	-.- / -.-	-.- / -.-	
				Final: 11.500	11.700	12.050	11.950	11.900	10.900	70.000
				Place: 61T	6	4	21T	10T	33T	7
8	850	* Brandon Kendro	NCG 4S Ranch - SC	D/E: 3.5 / 9.100	2.1 / 8.750	2.4 / 8.000	3.6 / 9.050	2.8 / 8.750	2.5 / 9.000	
				D+/E+: 0.000 / 0.0	0.000 / 0.0	0.000 / 0.0	0.100 / 0.0	0.000 / 0.0	0.000 / 0.0	
				S+/ND: 0.1 / -.-	-.- / -.-	-.- / -.-	-.- / -.-	-.- / -.-	-.- / -.-	
				Final: 12.700	10.850	10.400	12.750	11.550	11.500	69.750
				Place: 3	48T	58	5	27	7	8
9	485	* Alexander Tanouye	Gymcats - NV	D/E: 2.9 / 9.600	3.0 / 8.650	2.3 / 9.350	3.2 / 8.950	2.7 / 8.350	2.3 / 8.550	
				D+/E+: 0.000 / 0.2	0.000 / 0.0	0.000 / 0.1	0.000 / 0.0	0.000 / 0.0	0.000 / 0.0	
				S+/ND: -.- / -0.3	-.- / -.-	-.- / -0.3	-.- / -.-	-.- / -.-	-.- / -.-	
				Final: 12.400	11.650	11.450	12.150	11.050	10.850	69.550
				Place: 8T	7	14T	16	56T	36*	9
10	385	Rylan Hawke	SCATS - SC	D/E: 3.0 / 8.550	3.0 / 8.750	2.8 / 9.250	2.4 / 8.800	2.6 / 9.300	2.1 / 9.150	
				D+/E+: 0.000 / 0.0	0.000 / 0.0	0.000 / 0.1	0.000 / 0.0	0.000 / 0.1	0.000 / 0.0	
				S+/ND: -.- / -.-	-.- / -.-	-.- / -0.3	-.- / -0.1	-.- / -.-	-.- / -.-	
				Final: 11.550	11.750	11.850	11.100	12.000	11.250	69.500
				Place: 59T	5	9	63T	7T	11T	10
11T	477	* Zack Ballard	Gymcats - NV	D/E: 3.0 / 9.000	2.0 / 8.850	1.9 / 8.300	3.2 / 9.500	2.5 / 9.150	2.7 / 9.150	
				D+/E+: 0.000 / 0.0	0.000 / 0.0	0.000 / 0.0	0.000 / 0.2	0.000 / 0.0	0.000 / 0.0	
				S+/ND: -.- / -.-	-.- / -.-	-.- / -0.3	0.1 / -.-	-.- / -.-	-.- / -.-	
				Final: 12.000	10.850	9.900	13.000	11.650	11.850	69.250
				Place: 26*	48T	71*	4	19*	4	11T

2026 Region 1 Championships

Meet Results

Men / 9 / All Ages
Session: 03,04

Mar 26-29, 2026




Rank	Num	Name	Gym							AA
11T	468	*Jordan Lloyd-Davies	Go For It USA - NV	D/E: 3.3 / 8.900 D+/E+: 0.000 / 0.0 S+/ND: 0.1 / -	2.8 / 8.750 0.000 / 0.0 - / -	2.4 / 8.400 0.000 / 0.0 - / -0.3	3.2 / 9.300 0.000 / 0.1 - / -	3.0 / 8.150 0.000 / 0.0 0.1 / -	2.2 / 8.850 0.000 / 0.0 - / -	69.250 11T
				Final: 12.300	11.550	10.500	12.600	11.250	11.050	
				Place: 12T	10*	54	6*	39T	22*	
11T	607	*Easton McCormick	USA Gym Flairs - AZ	D/E: 3.2 / 8.600 D+/E+: 0.000 / 0.0 S+/ND: - / -	2.3 / 8.900 0.000 / 0.0 - / -	2.5 / 9.350 0.000 / 0.1 - / -	2.4 / 8.600 0.000 / 0.0 - / -	2.5 / 8.500 0.000 / 0.0 - / -	4.3 / 7.700 0.300 / 0.0 - / -	69.250 11T
				Final: 11.800	11.200	11.950	11.000	11.000	12.300	
				Place: 39*	29T	5T	69T	62T	1	
14T	336	*Tyler Pennock	Arizona Olympian -AZ	D/E: 3.2 / 8.900 D+/E+: 0.000 / 0.0 S+/ND: - / -	3.0 / 9.200 0.000 / 0.1 0.1 / -	2.9 / 6.750 0.000 / 0.0 - / -	3.2 / 8.400 0.000 / 0.0 - / -	2.8 / 9.400 0.000 / 0.1 - / -	2.6 / 8.550 0.000 / 0.0 - / -	69.200 14T
				Final: 12.100	12.400	9.650	11.600	12.300	11.150	
				Place: 21	3	84T	35T	3	18T	
14T	117	Quan Ngo	Davis Diamonds - NC	D/E: 2.9 / 9.150 D+/E+: 0.000 / 0.0 S+/ND: - / -	2.5 / 8.550 0.000 / 0.0 0.1 / -	2.7 / 8.350 0.000 / 0.0 - / -	3.2 / 9.150 0.000 / 0.0 - / -0.1	2.4 / 9.300 0.000 / 0.1 - / -	2.0 / 8.900 0.000 / 0.0 - / -	69.200 14T
				Final: 12.050	11.150	11.050	12.250	11.800	10.900	
				Place: 22T	33	25T	13T	13T	33T	
16T	358	Cooper Gragg	GO USA - SC	D/E: 3.5 / 8.750 D+/E+: 0.000 / 0.0 S+/ND: - / -	2.0 / 7.900 0.000 / 0.0 - / -	2.6 / 8.200 0.000 / 0.0 - / -	3.6 / 9.500 0.100 / 0.2 - / -0.1	2.5 / 9.100 0.000 / 0.0 - / -	2.3 / 8.900 0.000 / 0.0 - / -	69.050 16T
				Final: 12.250	9.900	10.800	13.300	11.600	11.200	
				Place: 15T	82T	42T	1	24*	15T	
16T	158	*Adnan Presswala	West Coast - NC	D/E: 3.1 / 8.700 D+/E+: 0.000 / 0.0 S+/ND: - / -	2.1 / 9.250 0.000 / 0.1 - / -	1.6 / 9.600 0.000 / 0.2 - / -0.3	3.6 / 8.900 0.100 / 0.0 - / -	2.8 / 7.950 0.000 / 0.0 - / -	2.5 / 8.850 0.000 / 0.0 - / -	69.050 16T
				Final: 11.800	11.450	11.100	12.600	10.750	11.350	
				Place: 39T	14*	23T	6T	74T	8T	
18	417	*Melaku Gregory	Technique Gym - NC	D/E: 3.7 / 9.050 D+/E+: 0.000 / 0.0 S+/ND: - / -	2.6 / 8.600 0.000 / 0.0 0.1 / -	2.7 / 7.900 0.000 / 0.0 - / -	3.6 / 9.250 0.100 / 0.1 - / -	2.9 / 7.550 0.000 / 0.0 - / -	2.3 / 8.350 0.000 / 0.0 - / -	68.800 18
				Final: 12.750	11.300	10.600	13.050	10.450	10.650	
				Place: 2	20T	51T	3	89T	47T	
19	690	Ryan Sale	HOH - NC	D/E: 3.2 / 9.100 D+/E+: 0.000 / 0.0 S+/ND: - / -	3.0 / 7.500 0.000 / 0.0 0.1 / -	2.2 / 8.550 0.000 / 0.0 - / -	2.4 / 9.200 0.000 / 0.1 - / -	2.2 / 9.550 0.000 / 0.2 - / -	2.2 / 9.150 0.000 / 0.0 - / -	68.650 19
				Final: 12.300	10.600	10.750	11.700	11.950	11.350	
				Place: 12T	60	45	30*	9	8T	
20	550	Riley Mason	Broadway - SC	D/E: 3.4 / 8.350 D+/E+: 0.000 / 0.0 S+/ND: - / -	2.3 / 9.050 0.000 / 0.0 0.1 / -	2.4 / 9.050 0.000 / 0.0 - / -	2.4 / 9.100 0.000 / 0.0 0.1 / -	2.5 / 8.900 0.000 / 0.0 - / -	2.2 / 8.750 0.000 / 0.0 - / -	68.600 20
				Final: 11.750	11.450	11.450	11.600	11.400	10.950	
				Place: 45T	14T	14T	35T	33T	26T	
21	746	Hunter Davis	South Coast - SC	D/E: 3.4 / 8.900 D+/E+: 0.000 / 0.0 S+/ND: - / -0.4	2.6 / 8.850 0.000 / 0.0 0.1 / -	1.9 / 8.750 0.000 / 0.0 - / -0.3	3.2 / 8.700 0.000 / 0.0 - / -	2.5 / 9.400 0.000 / 0.1 - / -	2.0 / 8.850 0.000 / 0.0 - / -	68.550 21
				Final: 11.900	11.550	10.350	11.900	12.000	10.850	
				Place: 30T	10T	59T	24T	7T	36T	
22T	950	*Ian Jackson	PCG - SC	D/E: 3.3 / 8.850 D+/E+: 0.000 / 0.0 S+/ND: - / -	2.3 / 9.000 0.000 / 0.0 0.1 / -	2.6 / 8.650 0.000 / 0.0 - / -0.3	3.2 / 8.000 0.000 / 0.0 - / -	2.5 / 9.150 0.000 / 0.0 - / -	1.6 / 9.100 0.000 / 0.0 - / -	68.050 22T
				Final: 12.150	11.400	10.950	11.200	11.650	10.700	
				Place: 19T	18T	30*	56T	19*	44T	

2026 Region 1 Championships

Meet Results

Men / 9 / All Ages
Session: 03,04

Mar 26-29, 2026







Rank	Num	Name	Gym							AA
22T	733	Maxwell Gomez	Peninsula - NC	D/E: 3.1 / 8.750	1.9 / 9.250	1.7 / 9.450	2.4 / 9.100	2.2 / 9.350	1.9 / 8.950	
				D+/E+: 0.000 / 0.0	0.000 / 0.1	0.000 / 0.1	0.000 / 0.0	0.000 / 0.1	0.000 / 0.0	
				S+/ND: -.- / -.-	-.- / -.-	-.- / -0.3	-.- / -.-	-.- / -.-	-.- / -.-	
				Final: 11.850	11.250	10.950	11.500	11.650	10.850	68.050
				Place: 35T	27T	30T	37*	19T	36*	22T
24	351	Devin Breeze	GO USA - SC	D/E: 3.2 / 8.200	2.0 / 9.200	1.8 / 9.300	3.2 / 9.150	2.1 / 9.050	2.3 / 8.550	
				D+/E+: 0.000 / 0.0	0.000 / 0.1	0.000 / 0.1	0.000 / 0.0	0.000 / 0.0	0.000 / 0.0	
				S+/ND: -.- / -.-	-.- / -.-	-.- / -0.3	-.- / -.-	-.- / -.-	-.- / -.-	
				Final: 11.400	11.300	10.900	12.350	11.150	10.850	67.950
				Place: 70T	20T	37T	12	49T	36*	24
25	578	Matthew Hildebrand	SCEGA - SC	D/E: 3.2 / 8.800	2.8 / 7.400	2.6 / 8.850	3.2 / 9.300	2.6 / 8.850	1.3 / 8.750	
				D+/E+: 0.000 / 0.0	0.000 / 0.0	0.000 / 0.0	0.000 / 0.1	0.000 / 0.0	0.000 / 0.0	
				S+/ND: -.- / -.-	0.1 / -.-	-.- / -.-	-.- / -.-	-.- / -.-	-.- / -.-	
				Final: 12.000	10.300	11.450	12.600	11.450	10.050	67.850
				Place: 26T	69T	14T	6*	29T	76T	25
26	205	* Zachary Ton	Cal Sports - NC	D/E: 3.2 / 9.150	3.1 / 8.100	1.9 / 8.850	3.2 / 8.900	2.4 / 9.250	2.7 / 7.200	
				D+/E+: 0.000 / 0.0	0.000 / 0.0	0.000 / 0.0	0.000 / 0.0	0.000 / 0.1	0.000 / 0.0	
				S+/ND: -.- / -.-	0.1 / -.-	-.- / -0.3	-.- / -0.1	-.- / -.-	-.- / -.-	
				Final: 12.350	11.300	10.450	12.000	11.750	9.900	67.750
				Place: 10T	20T	55T	20	16T	83T	26
27	208	* Ashley Adair	Team Legacy- SC	D/E: 2.8 / 9.350	2.1 / 9.200	2.1 / 8.900	3.2 / 8.850	2.4 / 8.800	2.0 / 8.100	
				D+/E+: 0.000 / 0.1	0.000 / 0.1	0.000 / 0.0	0.000 / 0.0	0.000 / 0.0	0.000 / 0.0	
				S+/ND: -.- / -.-	-.- / -.-	-.- / -0.3	-.- / -0.1	-.- / -.-	-.- / -.-	
				Final: 12.250	11.400	10.700	11.950	11.200	10.100	67.600
				Place: 15T	18T	46T	21T	44T	71*	27
28T	453	* Ari Crockett	Go For It USA - NV	D/E: 3.1 / 8.650	2.5 / 8.100	2.6 / 8.650	2.4 / 9.300	2.6 / 9.200	1.8 / 8.500	
				D+/E+: 0.000 / 0.0	0.000 / 0.0	0.000 / 0.0	0.000 / 0.1	0.000 / 0.1	0.000 / 0.0	
				S+/ND: -.- / -.-	0.1 / -.-	-.- / -0.3	0.1 / -.-	-.- / -.-	-.- / -.-	
				Final: 11.750	10.700	10.950	11.900	11.900	10.300	67.500
				Place: 45T	55T	30*	24T	10*	60T	28T
28T	644	* Reid Lowinger	Aspire - AZ	D/E: 2.7 / 8.650	2.1 / 9.100	2.2 / 8.450	2.4 / 9.050	2.2 / 9.450	2.4 / 8.800	
				D+/E+: 0.000 / 0.0	0.000 / 0.0	0.000 / 0.0	0.000 / 0.0	0.000 / 0.1	0.000 / 0.0	
				S+/ND: -.- / -.-	-.- / -.-	-.- / -.-	-.- / -0.1	-.- / -.-	-.- / -.-	
				Final: 11.350	11.200	10.650	11.350	11.750	11.200	67.500
				Place: 72T	29T	49T	48T	16T	15T	28T
30	570	Silas Vollmer	Old Pueblo - AZ	D/E: 2.8 / 9.400	1.8 / 9.400	2.3 / 9.300	2.4 / 9.000	1.9 / 9.200	2.3 / 7.600	
				D+/E+: 0.000 / 0.1	0.000 / 0.1	0.000 / 0.1	0.000 / 0.0	0.000 / 0.1	0.000 / 0.0	
				S+/ND: -.- / -.-	-.- / -.-	-.- / -0.3	-.- / -0.1	-.- / -.-	-.- / -.-	
				Final: 12.300	11.300	11.400	11.300	11.200	9.900	67.400
				Place: 12T	20T	17T	52	44T	83T	30
31	388	Mac Jones	SCATS - SC	D/E: 3.7 / 7.950	2.4 / 7.450	2.9 / 9.150	2.8 / 8.900	2.6 / 8.750	2.3 / 8.950	
				D+/E+: 0.100 / 0.0	0.000 / 0.0	0.000 / 0.0	0.000 / 0.0	0.000 / 0.0	0.000 / 0.0	
				S+/ND: 0.1 / -0.5	0.1 / -.-	-.- / -0.3	-.- / -.-	-.- / -.-	-.- / -.-	
				Final: 11.350	9.950	11.750	11.700	11.350	11.250	67.350
				Place: 72T	80T	10	30*	36T	11T	31
32	730	Nathan Feldman	Peninsula - NC	D/E: 3.0 / 8.700	1.9 / 8.900	2.6 / 8.050	3.2 / 9.000	2.3 / 9.050	3.1 / 7.500	
				D+/E+: 0.000 / 0.0	0.000 / 0.0	0.000 / 0.0	0.000 / 0.0	0.000 / 0.0	0.100 / 0.0	
				S+/ND: -.- / -.-	-.- / -.-	-.- / -.-	-.- / -0.1	-.- / -.-	-.- / -.-	
				Final: 11.700	10.800	10.650	12.100	11.350	10.700	67.300
				Place: 48*	50T	49T	17	36T	44T	32
33	446	* Ethan Blake	Go For It USA - NV	D/E: 3.7 / 9.100	3.6 / 8.750	1.8 / 8.400	2.2 / 9.050	2.2 / 7.150	1.8 / 9.400	
				D+/E+: 0.100 / 0.0	0.100 / 0.0	0.000 / 0.0	0.000 / 0.0	0.000 / 0.0	0.000 / 0.1	
				S+/ND: 0.1 / -.-	-.- / -.-	-.- / -0.3	-.- / -.-	-.- / -.-	-.- / -.-	
				Final: 13.000	12.450	9.900	11.250	9.350	11.300	67.250
				Place: 1	2	71*	53T	102	10	33

2026 Region 1 Championships

Meet Results

Men / 9 / All Ages
Session: 03,04

Mar 26-29, 2026






Rank	Num	Name	Gym							AA
34	119	Zephyr Pitesky	Davis Diamonds - NC	D/E: 3.3 / 8.500	1.9 / 8.500	2.3 / 8.650	3.2 / 8.750	2.6 / 8.600	2.1 / 9.100	
				D+/E+: 0.000 / 0.0	0.000 / 0.0	0.000 / 0.0	0.000 / 0.0	0.000 / 0.0	0.000 / 0.0	
				S+/ND: - / -	- / -	- / -	- / -0.3	- / -	- / -	
				Final: 11.800	10.400	10.950	11.650	11.200	11.200	67.200
				Place: 39T	65	30T	34	44T	15T	34
35	529	Martin Levine	Elevate - NC	D/E: 3.4 / 8.650	3.0 / 7.900	2.5 / 9.100	2.8 / 8.550	2.1 / 8.600	1.8 / 8.800	
				D+/E+: 0.000 / 0.0	0.000 / 0.0	0.000 / 0.0	0.000 / 0.0	0.000 / 0.0	0.000 / 0.0	
				S+/ND: - / -	- / -	- / -	- / -0.1	- / -	- / -	
				Final: 12.050	10.900	11.600	11.250	10.700	10.600	67.100
				Place: 22T	42T	12	53T	79T	51T	35
36	739	*Bryan Zhang	Peninsula - NC	D/E: 3.0 / 9.000	1.9 / 8.050	2.3 / 9.250	2.4 / 8.750	2.5 / 9.150	2.5 / 8.550	
				D+/E+: 0.000 / 0.0	0.000 / 0.0	0.000 / 0.1	0.000 / 0.0	0.000 / 0.0	0.000 / 0.0	
				S+/ND: - / -	- / -	- / -0.3	- / -0.1	- / -	- / -	
				Final: 12.000	9.950	11.350	11.050	11.650	11.050	67.050
				Place: 26*	80T	19	67T	19*	22T	36
37	563	Parker Banchy	Old Pueblo - AZ	D/E: 2.8 / 8.650	2.4 / 8.800	2.3 / 8.800	2.4 / 9.100	2.5 / 9.150	1.6 / 8.450	
				D+/E+: 0.000 / 0.0	0.000 / 0.0	0.000 / 0.0	0.000 / 0.0	0.000 / 0.0	0.000 / 0.0	
				S+/ND: - / -	0.1 / -	- / -0.3	- / -	- / -	- / -	
				Final: 11.450	11.300	10.800	11.500	11.650	10.050	66.750
				Place: 67T	20T	42T	37*	19*	76T	37
38T	944	Nicholas deGrassie	Agility - SC	D/E: 3.1 / 8.800	3.6 / 7.400	2.6 / 8.250	2.2 / 7.750	2.6 / 9.200	2.1 / 8.600	
				D+/E+: 0.000 / 0.0	0.200 / 0.0	0.000 / 0.0	0.000 / 0.0	0.000 / 0.1	0.000 / 0.0	
				S+/ND: - / -	0.1 / -	- / -	- / -	- / -	- / -	
				Final: 11.900	11.300	10.850	9.950	11.900	10.700	66.600
				Place: 30T	20T	39*	100	10*	44T	38T
38T	237	*Ricky Williams	GWC - AZ	D/E: 3.0 / 8.700	2.6 / 8.100	2.9 / 8.200	2.4 / 9.200	2.3 / 8.650	2.7 / 7.650	
				D+/E+: 0.000 / 0.0	0.000 / 0.0	0.000 / 0.0	0.000 / 0.1	0.000 / 0.0	0.000 / 0.0	
				S+/ND: - / -	0.1 / -	- / -	- / -	- / -	- / -	
				Final: 11.700	10.800	11.100	11.700	10.950	10.350	66.600
				Place: 48*	50T	23T	30*	64T	58T	38T
38T	357	Hakop Gazazyan	GO USA - SC	D/E: 2.1 / 9.300	1.8 / 9.350	1.9 / 9.300	2.2 / 8.900	2.3 / 8.300	2.3 / 8.850	
				D+/E+: 0.000 / 0.1	0.000 / 0.1	0.000 / 0.1	0.000 / 0.0	0.000 / 0.0	0.000 / 0.0	
				S+/ND: - / -	- / -	- / -0.3	- / -	- / -	- / -	
				Final: 11.500	11.250	11.000	11.100	10.600	11.150	66.600
				Place: 61T	27T	28T	63*	82T	18T	38T
41	538	Vince Zakar	Elevate - NC	D/E: 2.6 / 9.150	2.8 / 8.750	2.5 / 7.950	2.4 / 9.200	2.3 / 8.900	2.0 / 7.800	
				D+/E+: 0.000 / 0.0	0.000 / 0.0	0.000 / 0.0	0.000 / 0.1	0.000 / 0.0	0.000 / 0.0	
				S+/ND: - / -	- / -	- / -	0.1 / -	- / -	- / -	
				Final: 11.750	11.550	10.450	11.800	11.200	9.800	66.550
				Place: 45T	10*	55T	28T	44T	88T	41
42	471	Maximiliano Ricci-Lystsov	Go For It USA - NV	D/E: 3.5 / 8.150	2.0 / 9.100	2.3 / 8.300	2.4 / 9.050	2.4 / 8.350	1.8 / 9.350	
				D+/E+: 0.000 / 0.0	0.000 / 0.0	0.000 / 0.0	0.000 / 0.0	0.000 / 0.0	0.000 / 0.1	
				S+/ND: - / -	- / -	- / -0.3	- / -	- / -	- / -	
				Final: 11.650	11.100	10.300	11.450	10.750	11.250	66.500
				Place: 55T	34T	64	43*	74T	11T	42
43	559	Senna Wells	Broadway - SC	D/E: 3.0 / 8.900	2.6 / 9.000	2.0 / 7.450	2.2 / 9.000	2.6 / 9.000	2.1 / 8.850	
				D+/E+: 0.000 / 0.0	0.000 / 0.0	0.000 / 0.0	0.000 / 0.0	0.000 / 0.0	0.000 / 0.0	
				S+/ND: - / -	- / -	- / -0.3	- / -	- / -	- / -	
				Final: 11.900	11.600	9.150	11.200	11.600	10.950	66.400
				Place: 30T	8*	98	56*	24T	26*	43
44	649	Brent Mull	Aspire - AZ	D/E: 3.5 / 8.400	2.5 / 8.450	2.2 / 8.400	2.2 / 8.900	2.3 / 8.100	2.8 / 8.450	
				D+/E+: 0.000 / 0.0	0.000 / 0.0	0.000 / 0.0	0.000 / 0.0	0.000 / 0.0	0.000 / 0.0	
				S+/ND: - / -	0.1 / -	- / -	- / -	- / -	- / -	
				Final: 11.900	11.050	10.600	11.100	10.400	11.250	66.300
				Place: 30T	37T	51T	63*	91T	11T	44

2026 Region 1 Championships

Meet Results

Men / 9 / All Ages
Session: 03,04

Mar 26-29, 2026





Rank	Num	Name	Gym							AA
45T	809	*Jax Brien	North Valley - AZ	D/E: 2.8 / 9.300	2.0 / 8.900	2.3 / 9.700	3.2 / 8.450	2.0 / 8.600	2.0 / 7.300	
				D+/E+: 0.000 / 0.1	0.000 / 0.0	0.000 / 0.2	0.000 / 0.0	0.000 / 0.0	0.000 / 0.0	
				S+/ND: -.- / -.-	-.- / -.-	-.- / -0.3	-.- / -0.3	-.- / -.-	-.- / -.-	
				Final: 12.200	10.900	11.900	11.350	10.600	9.300	66.250
				Place: 17T	42T	7T	48T	82T	93T	45T
45T	704	*Devan Tichenor	High Sierra - NV	D/E: 2.5 / 9.900	1.9 / 9.200	2.0 / 7.750	2.2 / 8.850	2.3 / 9.400	1.6 / 8.850	
				D+/E+: 0.000 / 0.2	0.000 / 0.1	0.000 / 0.0	0.000 / 0.0	0.000 / 0.1	0.000 / 0.0	
				S+/ND: -.- / -.-	-.- / -.-	-.- / -0.3	-.- / -0.3	-.- / -.-	-.- / -.-	
				Final: 12.600	11.200	9.450	10.750	11.800	10.450	66.250
				Place: 4T	29T	90T	82T	13T	55*	45T
47	1007	*Joey Lezcano	VGA - NV	D/E: 3.1 / 9.250	1.8 / 8.100	1.9 / 8.300	3.2 / 9.150	2.4 / 8.650	1.8 / 9.050	
				D+/E+: 0.000 / 0.1	0.000 / 0.0	0.000 / 0.0	0.000 / 0.0	0.000 / 0.0	0.000 / 0.0	
				S+/ND: -.- / -0.1	-.- / -.-	-.- / -0.3	-.- / -0.3	-.- / -.-	-.- / -.-	
				Final: 12.350	9.900	9.900	12.050	11.050	10.850	66.100
				Place: 10T	82T	71*	18T	56T	36T	47
48	577	Donnie Deshawn Heard	SCEGA - SC	D/E: 3.1 / 7.800	2.1 / 8.400	2.3 / 9.400	2.4 / 8.850	2.1 / 9.150	1.9 / 9.050	
				D+/E+: 0.000 / 0.0	0.000 / 0.0	0.000 / 0.1	0.000 / 0.0	0.000 / 0.0	0.000 / 0.0	
				S+/ND: -.- / -0.3	-.- / -.-	-.- / -0.3	-.- / -.-	-.- / -.-	-.- / -.-	
				Final: 10.600	10.500	11.500	11.250	11.250	10.950	66.050
				Place: 95T	61T	13	53T	39*	26T	48
49	271	Hunter Yeung	Payke - SC	D/E: 3.1 / 9.400	2.7 / 7.150	2.3 / 7.850	3.2 / 8.950	3.0 / 7.600	2.1 / 8.850	
				D+/E+: 0.000 / 0.1	0.000 / 0.0	0.000 / 0.0	0.000 / 0.0	0.000 / 0.0	0.000 / 0.0	
				S+/ND: -.- / -.-	-.- / -.-	-.- / -0.3	-.- / -0.1	-.- / -.-	-.- / -.-	
				Final: 12.600	9.850	9.850	12.050	10.600	10.950	65.900
				Place: 4T	85T	76	18T	82T	26*	49
50	470	*Ethan Morales	Go For It USA - NV	D/E: 3.5 / 7.400	3.4 / 7.850	2.6 / 8.250	2.4 / 9.050	3.0 / 7.900	2.6 / 7.400	
				D+/E+: 0.000 / 0.0	0.100 / 0.0	0.000 / 0.0	0.000 / 0.0	0.000 / 0.0	0.000 / 0.0	
				S+/ND: -.- / -.-	0.1 / -.-	-.- / -.-	-.- / -.-	-.- / -.-	-.- / -.-	
				Final: 10.900	11.450	10.850	11.450	10.900	10.000	65.550
				Place: 85T	14T	39*	43*	66T	78T	50
51	302	*Zeke Frazier	Momentum - UT	D/E: 3.0 / 8.500	2.1 / 9.250	2.3 / 8.700	2.4 / 8.050	2.5 / 9.100	1.8 / 8.000	
				D+/E+: 0.000 / 0.0	0.000 / 0.1	0.000 / 0.0	0.000 / 0.0	0.000 / 0.0	0.000 / 0.0	
				S+/ND: -.- / -.-	-.- / -.-	-.- / -0.3	-.- / -.-	-.- / -.-	-.- / -.-	
				Final: 11.500	11.450	10.700	10.450	11.600	9.800	65.500
				Place: 61T	14*	46T	95	24*	88T	51
52	433	Austin Whitman	Technique Gym - NC	D/E: 3.3 / 8.000	2.1 / 8.600	2.7 / 8.600	2.2 / 8.050	2.1 / 9.150	1.6 / 9.200	
				D+/E+: 0.000 / 0.0	0.000 / 0.0	0.000 / 0.0	0.000 / 0.0	0.000 / 0.0	0.000 / 0.1	
				S+/ND: -.- / -.-	-.- / -.-	-.- / -0.3	-.- / -.-	-.- / -.-	-.- / -.-	
				Final: 11.300	10.700	11.000	10.250	11.250	10.900	65.400
				Place: 76	55T	28T	99	39*	33T	52
53	900	Sam Thayer	Bayshore Elite - NC	D/E: 2.9 / 8.900	2.0 / 8.350	2.5 / 7.950	2.4 / 9.100	2.1 / 9.250	1.9 / 8.200	
				D+/E+: 0.000 / 0.0	0.000 / 0.0	0.000 / 0.0	0.000 / 0.0	0.000 / 0.1	0.000 / 0.0	
				S+/ND: -.- / -.-	-.- / -.-	-.- / -0.3	-.- / -.-	-.- / -.-	-.- / -.-	
				Final: 11.800	10.350	10.150	11.500	11.450	10.100	65.350
				Place: 39T	66T	66	37*	29*	71T	53
54	547	Andy Li	Broadway - SC	D/E: 3.0 / 8.600	1.8 / 9.300	2.1 / 7.450	2.0 / 9.150	2.6 / 8.500	2.1 / 8.550	
				D+/E+: 0.000 / 0.0	0.000 / 0.1	0.000 / 0.0	0.000 / 0.0	0.000 / 0.0	0.000 / 0.0	
				S+/ND: -.- / -.-	-.- / -.-	-.- / -.-	-.- / -.-	-.- / -.-	-.- / -.-	
				Final: 11.600	11.200	9.550	11.150	11.100	10.650	65.250
				Place: 57T	29T	88	61T	51T	47T	54
55T	949	Ryan Hurst	PCG - SC	D/E: 3.2 / 7.900	2.5 / 8.400	2.2 / 8.800	2.4 / 8.900	2.2 / 9.000	1.4 / 8.600	
				D+/E+: 0.000 / 0.0	0.000 / 0.0	0.000 / 0.0	0.000 / 0.0	0.000 / 0.0	0.000 / 0.0	
				S+/ND: -.- / -.-	0.1 / -.-	-.- / -0.3	-.- / -0.1	-.- / -.-	-.- / -.-	
				Final: 11.100	11.000	10.700	11.200	11.200	10.000	65.200
				Place: 81T	40	46T	56*	44T	78T	55T

2026 Region 1 Championships

Meet Results

Men / 9 / All Ages
Session: 03,04

Mar 26-29, 2026







Rank	Num	Name	Gym							AA
55T	561	Logan Abdy	Old Pueblo - AZ	D/E: 2.6 / 9.000	2.0 / 8.750	1.9 / 9.250	2.2 / 8.800	2.1 / 8.250	1.8 / 8.750	
				D+/E+: 0.000 / 0.0	0.000 / 0.0	0.000 / 0.1	0.000 / 0.0	0.000 / 0.0	0.000 / 0.0	
				S+/ND: <u> / </u>	<u> / </u>	<u> / -0.3</u>	<u> / </u>	<u> / </u>	<u> / </u>	
				Final: 11.600	10.750	10.950	11.000	10.350	10.550	65.200
				Place: 57T	53T	30*	69T	94T	53	55T
57	554	Reiner Reid	Broadway - SC	D/E: 3.0 / 7.900	2.6 / 8.950	1.8 / 8.850	2.2 / 8.800	2.1 / 9.300	2.0 / 7.950	
				D+/E+: 0.000 / 0.0	0.000 / 0.0	0.000 / 0.0	0.000 / 0.0	0.000 / 0.1	0.000 / 0.0	
				S+/ND: <u> / </u>	<u> / </u>	<u> / -0.3</u>	<u> / -0.1</u>	<u> / </u>	<u> / </u>	
				Final: 10.900	11.550	10.350	10.900	11.500	9.950	65.150
				Place: 85T	10T	59T	74T	28	82	57
58T	454	* Neiko English	Go For It USA - NV	D/E: 3.8 / 8.700	2.6 / 7.750	2.2 / 6.750	3.2 / 9.050	2.5 / 8.800	2.4 / 7.250	
				D+/E+: 0.100 / 0.0	0.000 / 0.0	0.000 / 0.0	0.000 / 0.0	0.000 / 0.0	0.000 / 0.0	
				S+/ND: <u> / </u>	<u> / </u>	<u> / </u>	<u> / </u>	<u> / </u>	<u> / </u>	
				Final: 12.600	10.350	8.950	12.250	11.300	9.650	65.100
				Place: 4T	66T	99T	13T	38	90	58T
58T	380	Adrian Esqueda	SCATS - SC	D/E: 2.7 / 7.950	2.5 / 7.850	3.2 / 8.900	2.4 / 8.950	2.1 / 8.800	1.7 / 8.450	
				D+/E+: 0.000 / 0.0	0.000 / 0.0	0.100 / 0.0	0.000 / 0.0	0.000 / 0.0	0.000 / 0.0	
				S+/ND: <u> / -0.3</u>	<u>0.1 / </u>	<u> / -0.3</u>	<u> / </u>	<u> / </u>	<u> / </u>	
				Final: 10.350	10.450	11.900	11.350	10.900	10.150	65.100
				Place: 99	64	7T	48T	66T	69T	58T
60	601	* Hudson Hon	USA Gym Flairs - AZ	D/E: 3.6 / 7.850	2.0 / 7.850	1.9 / 9.250	2.4 / 8.100	2.3 / 9.150	1.9 / 8.950	
				D+/E+: 0.000 / 0.0	0.000 / 0.0	0.000 / 0.1	0.000 / 0.0	0.000 / 0.0	0.000 / 0.0	
				S+/ND: <u> / </u>	<u> / </u>	<u> / -0.3</u>	<u> / </u>	<u> / </u>	<u> / </u>	
				Final: 11.450	9.850	10.950	10.500	11.450	10.850	65.050
				Place: 67T	85T	30*	91T	29T	36*	60
61	632	Parker Brandt	Aspire - AZ	D/E: 3.2 / 8.500	1.6 / 8.700	1.7 / 9.150	2.2 / 8.750	2.2 / 8.400	2.0 / 8.950	
				D+/E+: 0.000 / 0.0	0.000 / 0.0	0.000 / 0.0	0.000 / 0.0	0.000 / 0.0	0.000 / 0.0	
				S+/ND: <u> / </u>	<u> / </u>	<u> / -0.3</u>	<u> / -0.1</u>	<u> / </u>	<u> / </u>	
				Final: 11.700	10.300	10.550	10.850	10.600	10.950	64.950
				Place: 48T	69T	53	79T	82T	26*	61
62	764	Benjamin Esmond-Schadel	HITS - HI	D/E: 2.9 / 8.950	2.0 / 7.600	1.5 / 9.800	1.2 / 9.450	1.9 / 9.150	1.6 / 8.850	
				D+/E+: 0.000 / 0.0	0.000 / 0.0	0.000 / 0.2	0.000 / 0.1	0.000 / 0.0	0.000 / 0.0	
				S+/ND: <u> / </u>	<u> / </u>	<u> / -0.3</u>	<u> / </u>	<u> / </u>	<u> / </u>	
				Final: 11.850	9.600	11.200	10.750	11.050	10.450	64.900
				Place: 35T	90T	21T	82*	56*	55*	62
63	552	Ronan McKiernan	Broadway - SC	D/E: 2.9 / 8.250	2.3 / 8.700	1.7 / 8.050	2.2 / 8.650	2.1 / 9.250	2.0 / 8.950	
				D+/E+: 0.000 / 0.0	0.000 / 0.0	0.000 / 0.0	0.000 / 0.0	0.000 / 0.1	0.000 / 0.0	
				S+/ND: <u> / </u>	<u>0.1 / </u>	<u> / -0.3</u>	<u> / -0.3</u>	<u> / </u>	<u> / </u>	
				Final: 11.150	11.100	9.450	10.550	11.450	10.950	64.650
				Place: 78T	34T	90T	89T	29*	26*	63
64	595	* Michael Edge	USA Gym Flairs - AZ	D/E: 2.9 / 8.450	1.8 / 9.100	2.4 / 8.450	2.8 / 7.900	2.4 / 8.450	3.1 / 7.050	
				D+/E+: 0.000 / 0.0	0.000 / 0.0	0.000 / 0.0	0.000 / 0.0	0.000 / 0.0	0.100 / 0.0	
				S+/ND: <u> / </u>	<u> / </u>	<u> / </u>	<u> / -0.3</u>	<u> / </u>	<u> / </u>	
				Final: 11.350	10.900	10.850	10.400	10.850	10.250	64.600
				Place: 72T	42*	39T	96	69T	67T	64
65	545	Alexander Kazakov	Broadway - SC	D/E: 3.0 / 8.650	1.8 / 8.300	1.6 / 8.950	1.2 / 9.250	2.1 / 8.750	1.8 / 9.250	
				D+/E+: 0.000 / 0.0	0.000 / 0.0	0.000 / 0.0	0.000 / 0.1	0.000 / 0.0	0.000 / 0.1	
				S+/ND: <u> / </u>	<u> / </u>	<u> / -0.3</u>	<u> / </u>	<u> / </u>	<u> / </u>	
				Final: 11.650	10.100	10.250	10.550	10.850	11.150	64.550
				Place: 55T	75T	65	89T	69T	18T	65
66T	204	Nick Tessier	Cal Sports - NC	D/E: 3.1 / 7.800	2.0 / 9.050	2.2 / 7.700	2.4 / 9.100	2.3 / 8.850	2.2 / 8.100	
				D+/E+: 0.000 / 0.0	0.000 / 0.0	0.000 / 0.0	0.000 / 0.0	0.000 / 0.0	0.000 / 0.0	
				S+/ND: <u> / </u>	<u> / </u>	<u> / -0.3</u>	<u> / </u>	<u> / </u>	<u> / </u>	
				Final: 10.900	11.050	9.600	11.500	11.150	10.300	64.500
				Place: 85T	37*	87	37*	49T	60*	66T

2026 Region 1 Championships

Meet Results

Men / 9 / All Ages
Session: 03,04

Mar 26-29, 2026







Rank	Num	Name	Gym							AA
66T	948	Brennen Escudero	PCG - SC	D/E: 3.0 / 7.700	2.0 / 9.050	2.2 / 8.450	1.2 / 9.200	2.6 / 9.150	2.1 / 8.050	
				D+/E+: 0.000 / 0.0	0.000 / 0.0	0.000 / 0.0	0.000 / 0.1	0.000 / 0.0	0.000 / 0.0	
				S+/ND: <u> / </u>	<u> / </u>	<u> / -0.3</u>	<u> / </u>	<u> / </u>	<u> / </u>	
				Final: 10.700	11.050	10.350	10.500	11.750	10.150	64.500
				Place: 92T	37*	59T	91*	16T	69T	66T
68T	389	Jake Kailey	SCATS - SC	D/E: 3.4 / 7.300	2.0 / 8.700	2.5 / 8.850	2.8 / 8.900	3.1 / 7.800	2.0 / 7.250	
				D+/E+: 0.000 / 0.0	0.000 / 0.0	0.000 / 0.0	0.000 / 0.0	0.000 / 0.0	0.000 / 0.0	
				S+/ND: <u> / </u>	<u> / </u>	<u> / -0.3</u>	<u> / </u>	<u> / </u>	<u> / </u>	
				Final: 10.700	10.700	11.050	11.700	10.900	9.250	64.300
				Place: 92T	55*	25T	30*	66T	95T	68T
68T	590	* Arthur Bender	USA Gym Flairs - AZ	D/E: 2.8 / 8.250	2.5 / 7.450	2.2 / 7.850	3.2 / 8.950	2.2 / 8.250	2.1 / 8.750	
				D+/E+: 0.000 / 0.0	0.000 / 0.0	0.000 / 0.0	0.000 / 0.0	0.000 / 0.0	0.000 / 0.0	
				S+/ND: <u> / </u>	<u>0.1 / </u>	<u> / </u>	<u> / -0.3</u>	<u> / </u>	<u> / </u>	
				Final: 11.050	10.050	10.050	11.850	10.450	10.850	64.300
				Place: 84	77*	68T	26T	89T	36T	68T
70T	615	Joseph Steenson	USA Gym Flairs - AZ	D/E: 1.9 / 8.700	2.5 / 7.550	2.8 / 8.000	1.2 / 9.200	2.3 / 8.800	1.8 / 9.150	
				D+/E+: 0.000 / 0.0	0.000 / 0.0	0.000 / 0.0	0.000 / 0.1	0.000 / 0.0	0.000 / 0.0	
				S+/ND: <u> / </u>	<u>0.1 / </u>	<u> / </u>	<u> / </u>	<u> / </u>	<u> / </u>	
				Final: 10.600	10.150	10.800	10.500	11.100	10.950	64.100
				Place: 95T	74	42T	91*	51T	26T	70T
70T	669	Owen Shields	CCG-SLO - NC	D/E: 2.7 / 9.000	1.8 / 8.500	1.7 / 8.950	1.2 / 9.450	1.9 / 8.800	2.2 / 8.100	
				D+/E+: 0.000 / 0.0	0.000 / 0.0	0.000 / 0.0	0.000 / 0.1	0.000 / 0.0	0.000 / 0.0	
				S+/ND: <u> / </u>	<u> / </u>	<u> / -0.3</u>	<u> / </u>	<u> / </u>	<u> / </u>	
				Final: 11.700	10.300	10.350	10.750	10.700	10.300	64.100
				Place: 48*	69T	59T	82*	79T	60*	70T
72	947	* Gradon Cochran	PCG - SC	D/E: 3.0 / 7.850	2.0 / 8.700	2.2 / 9.150	1.2 / 8.550	2.2 / 8.900	1.8 / 8.950	
				D+/E+: 0.000 / 0.0	0.000 / 0.0	0.000 / 0.0	0.000 / 0.0	0.000 / 0.0	0.000 / 0.0	
				S+/ND: <u> / -0.3</u>	<u> / </u>	<u> / -0.3</u>	<u> / </u>	<u> / </u>	<u> / </u>	
				Final: 10.550	10.700	11.050	9.750	11.100	10.750	63.900
				Place: 97	55*	25T	101	51*	43	72
73	769	Bobby Loudon	HITS - HI	D/E: 2.7 / 9.000	2.5 / 7.450	2.0 / 8.100	1.2 / 9.300	2.0 / 9.600	1.6 / 8.300	
				D+/E+: 0.000 / 0.0	0.000 / 0.0	0.000 / 0.0	0.000 / 0.1	0.000 / 0.2	0.000 / 0.0	
				S+/ND: <u> / </u>	<u>0.1 / </u>	<u> / -0.3</u>	<u> / </u>	<u> / </u>	<u> / </u>	
				Final: 11.700	10.050	9.800	10.600	11.800	9.900	63.850
				Place: 48*	77*	77*	87T	13T	83T	73
74	448	Jacob Brandt	Go For It USA - NV	D/E: 3.2 / 8.300	2.0 / 7.800	1.9 / 8.050	2.4 / 8.700	2.5 / 8.750	2.0 / 8.600	
				D+/E+: 0.000 / 0.0	0.000 / 0.0	0.000 / 0.0	0.000 / 0.0	0.000 / 0.0	0.000 / 0.0	
				S+/ND: <u> / </u>	<u> / </u>	<u> / -0.3</u>	<u> / -0.1</u>	<u> / </u>	<u> / </u>	
				Final: 11.500	9.800	9.650	11.000	11.250	10.600	63.800
				Place: 61T	87*	84*	69T	39T	51T	74
75	787	Maximilian Kouthon	Stanford - NC	D/E: 3.4 / 8.150	2.0 / 7.300	2.0 / 8.250	3.2 / 8.600	2.3 / 8.750	2.0 / 8.100	
				D+/E+: 0.000 / 0.0	0.000 / 0.0	0.000 / 0.0	0.000 / 0.0	0.000 / 0.0	0.000 / 0.0	
				S+/ND: <u> / </u>	<u> / </u>	<u> / -0.3</u>	<u> / </u>	<u> / </u>	<u> / </u>	
				Final: 11.550	9.300	9.950	11.800	11.050	10.100	63.750
				Place: 59T	93T	70	28T	56T	71*	75
76	873	Grant Gallien	Accel - NC	D/E: 2.1 / 9.050	2.5 / 8.400	2.3 / 7.900	2.2 / 8.600	1.9 / 8.650	1.5 / 8.900	
				D+/E+: 0.000 / 0.0	0.000 / 0.0	0.000 / 0.0	0.000 / 0.0	0.000 / 0.0	0.000 / 0.0	
				S+/ND: <u> / </u>	<u> / </u>	<u> / -0.3</u>	<u> / </u>	<u> / </u>	<u> / </u>	
				Final: 11.150	10.900	9.900	10.800	10.550	10.400	63.700
				Place: 78T	42T	71T	81	86T	57	76
77	194	Omar Rashwan	Cal Sports - NC	D/E: 3.4 / 8.000	2.0 / 8.950	1.8 / 8.400	2.2 / 9.000	2.2 / 8.150	2.4 / 7.900	
				D+/E+: 0.000 / 0.0	0.000 / 0.0	0.000 / 0.0	0.000 / 0.0	0.000 / 0.0	0.000 / 0.0	
				S+/ND: <u> / -0.5</u>	<u> / </u>	<u> / -0.3</u>	<u> / </u>	<u> / </u>	<u> / </u>	
				Final: 10.900	10.950	9.900	11.200	10.350	10.300	63.600
				Place: 85T	41	71*	56*	94T	60T	77

2026 Region 1 Championships

Meet Results

Men / 9 / All Ages
Session: 03,04

Mar 26-29, 2026


Rank	Num	Name	Gym							AA
78	579	Mikey Hildebrand	SCEGA - SC	D/E: 3.1 / 9.250	2.0 / 6.400	2.8 / 7.850	2.8 / 8.700	2.6 / 8.150	1.8 / 8.700	
				D+/E+: 0.000 / 0.1	0.000 / 0.0	0.000 / 0.0	0.000 / 0.0	0.000 / 0.0	0.000 / 0.0	
				S+/ND: -. / -.	-. / -.	-. / -0.3	-. / -0.1	-. / -.	-. / -.	
				Final: 12.050	8.400	10.350	11.400	10.750	10.500	63.450
				Place: 22T	98	59T	45T	74T	54	78
79	594	Jaxon Dodd	USA Gym Flairs - AZ	D/E: 2.8 / 8.900	2.5 / 6.150	1.8 / 9.550	1.2 / 9.150	2.2 / 8.850	1.9 / 8.400	
				D+/E+: 0.000 / 0.0	0.000 / 0.0	0.000 / 0.2	0.000 / 0.0	0.000 / 0.0	0.000 / 0.0	
				S+/ND: -. / -.	0.1 / -.	-. / -0.3	-. / -.	-. / -.	-. / -.	
				Final: 11.700	8.750	11.250	10.350	11.050	10.300	63.400
				Place: 48T	97	20	97T	56T	60T	79
80T	551	Ayden McCue	Broadway - SC	D/E: 3.0 / 8.650	2.4 / 7.950	1.9 / 7.350	2.4 / 8.200	2.3 / 9.100	2.4 / 8.250	
				D+/E+: 0.000 / 0.0	0.000 / 0.0	0.000 / 0.0	0.000 / 0.0	0.000 / 0.0	0.000 / 0.0	
				S+/ND: -. / -0.3	-. / -.	-. / -0.3	-. / -.	-. / -.	-. / -.	
				Final: 11.350	10.350	8.950	10.600	11.400	10.650	63.300
				Place: 72T	66T	99T	87T	33T	47T	80T
80T	167	Aiden Cannard	Cal Sports - NC	D/E: 2.8 / 8.600	2.0 / 8.800	2.2 / 7.450	2.2 / 8.850	2.3 / 8.550	2.2 / 7.650	
				D+/E+: 0.000 / 0.0	0.000 / 0.0	0.000 / 0.0	0.000 / 0.0	0.000 / 0.0	0.000 / 0.0	
				S+/ND: -. / -.	-. / -.	-. / -0.3	-. / -.	-. / -.	-. / -.	
				Final: 11.400	10.800	9.350	11.050	10.850	9.850	63.300
				Place: 70T	50T	92T	67T	69T	87	80T
82T	636	Leo Cicillini	Aspire - AZ	D/E: 3.2 / 8.600	2.1 / 6.250	1.9 / 8.100	2.4 / 9.100	2.1 / 8.650	2.0 / 9.150	
				D+/E+: 0.000 / 0.0	0.000 / 0.0	0.000 / 0.0	0.000 / 0.0	0.000 / 0.0	0.000 / 0.0	
				S+/ND: -. / -.	-. / -.	-. / -0.3	-. / -0.1	-. / -.	-. / -.	
				Final: 11.800	8.350	9.700	11.400	10.750	11.150	63.150
				Place: 39*	99T	83	45*	74*	18T	82T
82T	974	Connor Austin	Bakersfield - SC	D/E: 2.1 / 9.300	2.0 / 7.800	1.6 / 8.200	1.2 / 9.550	1.9 / 9.150	2.0 / 8.650	
				D+/E+: 0.000 / 0.1	0.000 / 0.0	0.000 / 0.0	0.000 / 0.2	0.000 / 0.0	0.000 / 0.0	
				S+/ND: -. / -0.3	-. / -.	-. / -0.3	-. / -.	-. / -.	-. / -.	
				Final: 11.200	9.800	9.500	10.950	11.050	10.650	63.150
				Place: 77	87*	89	72T	56*	47T	82T
84T	915	Vince Miller	Extreme - NC	D/E: 3.7 / 7.750	2.4 / 8.000	2.6 / 8.800	2.4 / 8.900	2.7 / 7.850	2.2 / 6.050	
				D+/E+: 0.000 / 0.0	0.000 / 0.0	0.000 / 0.0	0.000 / 0.0	0.000 / 0.0	0.000 / 0.0	
				S+/ND: -. / -0.3	0.1 / -.	-. / -.	-. / -0.1	-. / -.	-. / -.	
				Final: 11.150	10.500	11.400	11.200	10.550	8.250	63.050
				Place: 78T	61T	17T	56*	86T	102	84T
84T	231	Jacob Pfeifer	GWC - AZ	D/E: 2.7 / 9.100	2.1 / 7.650	2.1 / 8.650	2.2 / 9.200	2.2 / 8.750	1.7 / 7.600	
				D+/E+: 0.000 / 0.0	0.000 / 0.0	0.000 / 0.0	0.000 / 0.1	0.000 / 0.0	0.000 / 0.0	
				S+/ND: -. / -.	-. / -.	-. / -1.0	-. / -.	-. / -.	-. / -.	
				Final: 11.800	9.750	9.750	11.500	10.950	9.300	63.050
				Place: 39T	89	80T	37T	64T	93T	84T
86	396	Finn O'Connor	SCATS - SC	D/E: 3.5 / 7.650	1.8 / 9.100	2.0 / 8.050	2.4 / 8.800	3.0 / 7.400	2.0 / 7.900	
				D+/E+: 0.000 / 0.0	0.000 / 0.0	0.000 / 0.0	0.000 / 0.0	0.000 / 0.0	0.000 / 0.0	
				S+/ND: -. / -0.3	-. / -.	-. / -0.3	-. / -0.3	-. / -.	-. / -.	
				Final: 10.850	10.900	9.750	10.900	10.400	9.900	62.700
				Place: 89	42*	80T	74T	91T	83T	86
87	652	Jacob Shaw	Aspire - AZ	D/E: 2.6 / 8.850	2.1 / 8.650	1.6 / 8.500	2.2 / 7.700	2.1 / 8.700	1.9 / 8.100	
				D+/E+: 0.000 / 0.0	0.000 / 0.0	0.000 / 0.0	0.000 / 0.0	0.000 / 0.0	0.000 / 0.0	
				S+/ND: -. / -.	-. / -.	-. / -0.3	-. / -0.3	-. / -.	-. / -.	
				Final: 11.450	10.750	9.800	9.600	10.800	10.000	62.400
				Place: 67T	53T	77T	102	73	78T	87
88	753	Savely Lazarev	South Coast - SC	D/E: 2.9 / 7.750	2.6 / 9.000	1.9 / 7.600	2.2 / 9.150	2.4 / 7.900	2.4 / 6.650	
				D+/E+: 0.000 / 0.0	0.000 / 0.0	0.000 / 0.0	0.000 / 0.0	0.000 / 0.0	0.000 / 0.0	
				S+/ND: -. / -.	-. / -.	-. / -0.3	-. / -.	-. / -.	-. / -.	
				Final: 10.650	11.600	9.200	11.350	10.300	9.050	62.150
				Place: 94	8*	96T	48T	96	98	88

2026 Region 1 Championships

Meet Results

Men / 9 / All Ages
Session: 03,04

Mar 26-29, 2026







Rank	Num	Name	Gym							AA
89	425	Bryson Porterfield	Technique Gym - NC	D/E: 3.2 / 8.650	2.2 / 6.000	2.7 / 8.050	2.4 / 9.100	2.2 / 8.650	2.4 / 6.850	
				D+/E+: 0.000 / 0.0	0.000 / 0.0	0.000 / 0.0	0.000 / 0.0	0.000 / 0.0	0.000 / 0.0	
				S+/ND: -.- / -.-	-.- / -.-	-.- / -0.3	-.- / -0.1	-.- / -.-	-.- / -.-	
				Final: 11.850	8.200	10.450	11.400	10.850	9.250	62.000
				Place: 35T	101	55T	45*	69T	95T	89
90	183	Jakob Kiehl	Cal Sports - NC	D/E: 3.2 / 7.200	2.0 / 7.550	2.2 / 9.050	2.4 / 8.750	2.5 / 7.000	2.2 / 8.150	
				D+/E+: 0.000 / 0.0	0.000 / 0.0	0.000 / 0.0	0.000 / 0.0	0.000 / 0.0	0.000 / 0.0	
				S+/ND: -.- / -0.1	-.- / -.-	-.- / -0.3	-.- / -.-	-.- / -.-	-.- / -.-	
				Final: 10.300	9.550	10.950	11.150	9.500	10.350	61.800
				Place: 100	92	30T	61T	101	58T	90
91	338	William Buckhorn	Eric Will - SC	D/E: 2.6 / 8.600	2.3 / 7.800	2.2 / 9.000	2.4 / 8.350	2.4 / 7.500	1.5 / 7.350	
				D+/E+: 0.000 / 0.0	0.000 / 0.0	0.000 / 0.0	0.000 / 0.0	0.000 / 0.0	0.000 / 0.0	
				S+/ND: -.- / -0.1	0.1 / -.-	-.- / -0.3	-.- / -.-	-.- / -.-	-.- / -.-	
				Final: 11.100	10.200	10.900	10.750	9.900	8.850	61.700
				Place: 81T	73	37T	82T	100	99	91
92	112	Kenton Crabtree	Davis Diamonds - NC	D/E: 3.0 / 8.850	2.1 / 7.150	2.0 / 6.600	2.8 / 8.100	2.2 / 8.900	2.2 / 8.050	
				D+/E+: 0.000 / 0.0	0.000 / 0.0	0.000 / 0.0	0.000 / 0.0	0.000 / 0.0	0.000 / 0.0	
				S+/ND: -.- / -.-	-.- / -.-	-.- / -0.3	-.- / -.-	-.- / -.-	-.- / -.-	
				Final: 11.850	9.250	8.300	10.900	11.100	10.250	61.650
				Place: 35T	95	101	74T	51*	67T	92
93	803	Emmett Volkert	Stanford - NC	D/E: 2.7 / 9.000	1.9 / 5.950	1.6 / 8.800	2.2 / 8.700	2.2 / 8.300	2.3 / 8.000	
				D+/E+: 0.000 / 0.0	0.000 / 0.0	0.000 / 0.0	0.000 / 0.0	0.000 / 0.0	0.000 / 0.0	
				S+/ND: -.- / -.-	-.- / -.-	-.- / -0.3	-.- / -.-	-.- / -.-	-.- / -.-	
				Final: 11.700	7.850	10.100	10.900	10.500	10.300	61.350
				Place: 48*	102	67	74T	88	60T	93
94	806	Levi Bailey	North Valley - AZ	D/E: 2.2 / 8.600	1.9 / 6.450	1.9 / 8.050	1.2 / 9.500	2.3 / 8.950	1.6 / 8.700	
				D+/E+: 0.000 / 0.0	0.000 / 0.0	0.000 / 0.0	0.000 / 0.2	0.000 / 0.0	0.000 / 0.0	
				S+/ND: -.- / -.-	-.- / -.-	-.- / -0.3	-.- / -.-	-.- / -.-	-.- / -.-	
				Final: 10.800	8.350	9.650	10.900	11.250	10.300	61.250
				Place: 90	99T	84*	74T	39T	60T	94
95	125	Sage Broadwater	Gym Unlimited - CA	D/E: 3.1 / 8.000	1.9 / 8.100	1.9 / 7.750	2.8 / 9.050	2.1 / 8.300	2.5 / 5.850	
				D+/E+: 0.000 / 0.0	0.000 / 0.0	0.000 / 0.0	0.000 / 0.0	0.000 / 0.0	0.000 / 0.0	
				S+/ND: -.- / -.-	-.- / -.-	-.- / -0.3	-.- / -.-	-.- / -.-	-.- / -.-	
				Final: 11.100	10.000	9.350	11.850	10.400	8.350	61.050
				Place: 81T	79	92T	26T	91T	100T	95
96	277	Peter Hall	All American - UT	D/E: 2.8 / 7.650	1.9 / 8.000	1.6 / 7.950	2.4 / 8.450	1.7 / 9.200	1.5 / 7.950	
				D+/E+: 0.000 / 0.0	0.000 / 0.0	0.000 / 0.0	0.000 / 0.0	0.000 / 0.1	0.000 / 0.0	
				S+/ND: -.- / -.-	-.- / -.-	-.- / -0.3	-.- / -.-	-.- / -.-	-.- / -.-	
				Final: 10.450	9.900	9.250	10.850	11.000	9.450	60.900
				Place: 98	82T	95	79T	62T	91T	96
97	151	Liam McDevitt	West Coast - NC	D/E: 2.9 / 9.050	1.4 / 6.700	2.0 / 8.350	3.2 / 9.000	2.5 / 7.600	2.0 / 7.450	
				D+/E+: 0.000 / 0.0	0.000 / 0.0	0.000 / 0.0	0.000 / 0.0	0.000 / 0.0	0.000 / 0.0	
				S+/ND: -.- / -.-	-.- / -1.0	-.- / -0.3	-.- / -.-	-.- / -.-	-.- / -.-	
				Final: 11.950	7.100	10.050	12.200	10.100	9.450	60.850
				Place: 29	104	68T	15	98	91T	97
98	703	*Jackson Stewart	High Sierra - NV	D/E: 2.8 / 9.100	1.5 / 5.800	2.0 / 8.100	2.2 / 8.150	2.6 / 8.800	1.5 / 8.500	
				D+/E+: 0.000 / 0.0	0.000 / 0.0	0.000 / 0.0	0.000 / 0.0	0.000 / 0.0	0.000 / 0.0	
				S+/ND: -.- / -.-	-.- / -.-	-.- / -0.3	-.- / -.-	-.- / -.-	-.- / -.-	
				Final: 11.900	7.300	9.800	10.350	11.400	10.000	60.750
				Place: 30T	103	77*	97T	33T	78T	98
99	192	Olmo Petrogalli	Cal Sports - NC	D/E: 2.8 / 7.350	1.8 / 7.500	1.8 / 7.800	2.2 / 8.900	2.1 / 8.650	1.6 / 8.500	
				D+/E+: 0.000 / 0.0	0.000 / 0.0	0.000 / 0.0	0.000 / 0.0	0.000 / 0.0	0.000 / 0.0	
				S+/ND: -.- / -.-	-.- / -.-	-.- / -0.3	-.- / -.-	-.- / -.-	-.- / -.-	
				Final: 10.150	9.300	9.300	11.100	10.750	10.100	60.700
				Place: 101	93T	94	63*	74*	71T	99

2026 Region 1 Championships

Meet Results

Men / 9 / All Ages
Session: 03,04

Mar 26-29, 2026

Rank	Num	Name	Gym							AA
100	342	Noah Ratanasurakarn	Eric Will - SC	D/E: 2.9 / 8.600	2.3 / 7.700	2.1 / 7.350	1.2 / 9.200	2.1 / 8.150	2.0 / 8.100	
				D+/E+: 0.000 / 0.0	0.000 / 0.0	0.000 / 0.0	0.000 / 0.1	0.000 / 0.0	0.000 / 0.0	
				S+/ND: <u> </u> / <u> </u>	0.1 / <u> </u>	<u> </u> / -1.3	<u> </u> / <u> </u>	<u> </u> / <u> </u>	<u> </u> / <u> </u>	
				Final: 11.500	10.100	8.150	10.500	10.250	10.100	60.600
				Place: 61T	75T	102	91*	97	71*	100
101	140	Anthony Campos	West Coast - NC	D/E: 2.5 / 7.450	2.0 / 8.500	2.0 / 7.500	1.2 / 9.350	2.3 / 7.750	1.8 / 7.400	
				D+/E+: 0.000 / 0.0	0.000 / 0.0	0.000 / 0.0	0.000 / 0.1	0.000 / 0.0	0.000 / 0.0	
				S+/ND: <u> </u> / <u> </u>	<u> </u> / <u> </u>	<u> </u> / -0.3	<u> </u> / <u> </u>	<u> </u> / <u> </u>	<u> </u> / <u> </u>	
				Final: 9.950	10.500	9.200	10.650	10.050	9.200	59.550
				Place: 102	61T	96T	86	99	97	101
102	625	Lucas Acevedo-Mendoza	Aspire - AZ	D/E: 2.0 / 8.750	2.1 / 8.150	1.7 / 8.350	2.4 / 8.550	2.2 / 6.200	2.1 / 6.250	
				D+/E+: 0.000 / 0.0	0.000 / 0.0	0.000 / 0.0	0.000 / 0.0	0.000 / 0.0	0.000 / 0.0	
				S+/ND: <u> </u> / <u> </u>	<u> </u> / <u> </u>	<u> </u> / -0.3	<u> </u> / <u> </u>	<u> </u> / <u> </u>	<u> </u> / <u> </u>	
				Final: 10.750	10.250	9.750	10.950	8.400	8.350	58.450
				Place: 91	72	80T	72T	103	100T	102
103	869	Maxwell Carroll	Accel - NC	D/E: 0.0 / 0.000	2.1 / 7.000	0.0 / 0.000	0.0 / 0.000	1.7 / 9.000	0.0 / 0.000	
				D+/E+: 0.000 / 0.0	0.000 / 0.0	0.000 / 0.0	0.000 / 0.0	0.000 / 0.0	0.000 / 0.0	
				S+/ND: <u> </u> / <u> </u>	<u> </u> / <u> </u>	<u> </u> / <u> </u>	<u> </u> / <u> </u>	<u> </u> / <u> </u>	<u> </u> / <u> </u>	
				Final: 0.000	9.100	0.000	0.000	10.700	0.000	19.800
				Place: 103*	96	103*	103*	79T	103*	103
104	474	Landon Brigger	Gym NV - NV	D/E: 0.0 / 0.000	3.4 / 7.500	0.0 / 0.000	0.0 / 0.000	0.0 / 0.000	0.0 / 0.000	
				D+/E+: 0.000 / 0.0	0.100 / 0.0	0.000 / 0.0	0.000 / 0.0	0.000 / 0.0	0.000 / 0.0	
				S+/ND: <u> </u> / <u> </u>	0.1 / <u> </u>	<u> </u> / <u> </u>	<u> </u> / <u> </u>	<u> </u> / <u> </u>	<u> </u> / <u> </u>	
				Final: 0.000	11.100	0.000	0.000	0.000	0.000	11.100
				Place: 103*	34T	103*	103*	104	103*	104