







2026 Region 1 Championships

Meet Results






Mar 26-29, 2026

Rank	Num	Name	Gym							AA
1	737	*Ethan Toy	Peninsula - NC	D/E: 2.4 / 9.450	2.1 / 9.350	2.2 / 9.650	2.2 / 9.400	2.1 / 9.800	2.2 / 9.600	
				D+/E+: 0.000 / 0.0	0.000 / 0.0	0.000 / 0.0	0.000 / 0.0	0.000 / 0.0	0.000 / 0.0	
				S+/ND: 0.1 / _-_-	_-_- / _-_-	_-_- / _-_-	_-_- / _-_-	0.1 / _-_-	_-_- / _-_-	
				Final: 11.950	11.450	11.850	11.600	12.000	11.800	70.650
				Place: 1	1*	2*	2	1	1	1
2	868	*Erdem Cakmak	Accel - NC	D/E: 2.3 / 9.500	1.6 / 9.050	2.2 / 9.400	2.2 / 9.150	2.2 / 9.450	2.1 / 8.750	
				D+/E+: 0.000 / 0.0	0.000 / 0.0	0.000 / 0.0	0.000 / 0.0	0.000 / 0.0	0.000 / 0.0	
				S+/ND: 0.1 / _-_-	_-_- / _-_-	_-_- / _-_-	_-_- / _-_-	_-_- / _-_-	_-_- / _-_-	
				Final: 11.900	10.650	11.600	11.350	11.650	10.850	68.000
				Place: 2	17T	6*	3	5	8T	2
3	217	*Sebastian Hogendorp	Team Legacy - SC	D/E: 2.4 / 8.950	2.2 / 8.850	2.2 / 8.050	2.4 / 9.250	2.5 / 9.400	2.2 / 8.950	
				D+/E+: 0.000 / 0.0	0.000 / 0.0	0.000 / 0.0	0.000 / 0.0	0.000 / 0.0	0.000 / 0.0	
				S+/ND: 0.1 / _-_-	_-_- / _-_-	_-_- / _-_-	_-_- / _-_-	_-_- / _-_-	_-_- / _-_-	
				Final: 11.450	11.050	10.250	11.650	11.900	11.150	67.450
				Place: 7T	5	33	1	2T	3*	3
4	420	Monte Karapetyan	Technique Gym - NC	D/E: 2.4 / 8.900	2.1 / 8.600	2.2 / 9.500	2.4 / 8.050	2.3 / 9.300	2.3 / 9.100	
				D+/E+: 0.000 / 0.0	0.000 / 0.0	0.000 / 0.0	0.000 / 0.0	0.000 / 0.0	0.000 / 0.0	
				S+/ND: _-_- / _-_-	_-_- / _-_-	_-_- / _-_-	_-_- / -0.1	_-_- / _-_-	_-_- / _-_-	
				Final: 11.300	10.700	11.700	10.350	11.600	11.400	67.050
				Place: 13T	12T	4	16T	6T	2	4
5	137	Nico Balderston-Roloff	West Coast - NC	D/E: 2.1 / 9.550	1.6 / 9.300	2.2 / 9.700	1.2 / 8.750	2.1 / 9.500	2.1 / 8.650	
				D+/E+: 0.000 / 0.0	0.000 / 0.0	0.000 / 0.0	0.000 / 0.0	0.000 / 0.0	0.000 / 0.0	
				S+/ND: _-_- / _-_-	_-_- / _-_-	_-_- / _-_-	_-_- / _-_-	_-_- / _-_-	_-_- / _-_-	
				Final: 11.650	10.900	11.900	9.950	11.600	10.750	66.750
				Place: 3	7T	1	30	6*	12	5
6T	576	Cole Faller	SCEGA - SC	D/E: 2.2 / 9.100	1.6 / 9.250	2.2 / 9.350	1.2 / 9.300	2.2 / 9.700	1.7 / 8.650	
				D+/E+: 0.000 / 0.0	0.000 / 0.0	0.000 / 0.0	0.000 / 0.0	0.000 / 0.0	0.000 / 0.0	
				S+/ND: _-_- / _-_-	_-_- / _-_-	_-_- / _-_-	_-_- / _-_-	_-_- / _-_-	_-_- / _-_-	
				Final: 11.300	10.850	11.550	10.500	11.900	10.350	66.450
				Place: 13T	9*	8	10*	2T	18	6T
6T	487	*Roman Zimney	Gymcats - NV	D/E: 2.3 / 9.100	2.1 / 8.550	2.2 / 8.550	1.2 / 9.600	2.2 / 9.650	2.1 / 8.900	
				D+/E+: 0.000 / 0.0	0.000 / 0.0	0.000 / 0.0	0.000 / 0.0	0.000 / 0.0	0.000 / 0.0	
				S+/ND: _-_- / _-_-	_-_- / _-_-	_-_- / _-_-	_-_- / _-_-	_-_- / _-_-	_-_- / _-_-	
				Final: 11.400	10.650	10.750	10.800	11.850	11.000	66.450
				Place: 10	17T	28T	5	4	5T	6T
8	370	Huxley Yeager	GO USA - SC	D/E: 2.2 / 9.000	2.1 / 9.350	2.1 / 9.300	1.2 / 8.850	2.1 / 8.900	2.2 / 8.950	
				D+/E+: 0.000 / 0.0	0.000 / 0.0	0.000 / 0.0	0.000 / 0.0	0.000 / 0.0	0.000 / 0.0	
				S+/ND: _-_- / _-_-	_-_- / _-_-	_-_- / _-_-	_-_- / _-_-	_-_- / _-_-	_-_- / _-_-	
				Final: 11.200	11.450	11.400	10.050	11.000	11.150	66.250
				Place: 19T	1*	12	27*	24	3*	8
9	886	Nicholas Panoutsopoulos	Accel - NC	D/E: 2.3 / 9.050	1.6 / 9.100	2.1 / 8.950	1.2 / 9.450	2.1 / 9.350	2.2 / 8.650	
				D+/E+: 0.000 / 0.0	0.000 / 0.0	0.000 / 0.0	0.000 / 0.0	0.000 / 0.0	0.000 / 0.0	
				S+/ND: _-_- / _-_-	_-_- / _-_-	_-_- / _-_-	_-_- / _-_-	_-_- / _-_-	_-_- / _-_-	
				Final: 11.350	10.700	11.050	10.650	11.450	10.850	66.050
				Place: 11T	12T	23*	7	11	8*	9
10	159	Grayden Silva	West Coast - NC	D/E: 2.2 / 8.650	1.6 / 9.350	2.1 / 8.650	1.2 / 9.050	2.1 / 9.500	1.7 / 9.300	
				D+/E+: 0.000 / 0.0	0.000 / 0.0	0.000 / 0.0	0.000 / 0.0	0.000 / 0.0	0.000 / 0.0	
				S+/ND: 0.1 / _-_-	_-_- / _-_-	_-_- / _-_-	_-_- / _-_-	_-_- / _-_-	_-_- / _-_-	
				Final: 10.950	10.950	10.750	10.250	11.600	11.000	65.500
				Place: 22T	6	28*	21*	6*	5T	10
11	462	*Jaxton Henderson	Go For It USA - NV	D/E: 2.5 / 8.850	1.6 / 8.800	2.2 / 9.250	2.2 / 7.800	2.2 / 9.400	2.1 / 8.550	
				D+/E+: 0.000 / 0.0	0.000 / 0.0	0.000 / 0.0	0.000 / 0.0	0.000 / 0.0	0.000 / 0.0	
				S+/ND: 0.1 / _-_-	_-_- / _-_-	_-_- / _-_-	_-_- / -0.1	_-_- / _-_-	_-_- / _-_-	
				Final: 11.450	10.400	11.450	9.900	11.600	10.650	65.450
				Place: 7T	19	11	31T	6T	13	11

2026 Region 1 Championships

Meet Results







Mar 26-29, 2026

Rank	Num	Name	Gym							AA	
12	264	Pascal Pae	Delboy Payke - SC	D/E:	2.4 / 8.700	1.6 / 9.250	2.2 / 8.850	1.2 / 9.300	2.2 / 9.150	1.6 / 8.900	
				D+/E+:	0.000 / 0.0	0.000 / 0.0	0.000 / 0.0	0.000 / 0.0	0.000 / 0.0	0.000 / 0.0	
				S+/ND:	___ / ___	___ / ___	___ / ___	___ / ___	___ / ___	___ / ___	
				Final:	11.100	10.850	11.050	10.500	11.350	10.500	65.350
				Place:	21	9*	23T	10*	12T	15*	12
13	149	*Ronav Mandal	West Coast - NC	D/E:	2.2 / 8.900	2.1 / 9.150	2.1 / 9.250	2.2 / 8.450	2.1 / 8.400	2.2 / 8.350	
				D+/E+:	0.000 / 0.0	0.000 / 0.0	0.000 / 0.0	0.000 / 0.0	0.000 / 0.0	0.000 / 0.0	
				S+/ND:	0.1 / ___	___ / ___	___ / ___	___ / -0.3	___ / ___	___ / ___	
				Final:	11.200	11.250	11.350	10.350	10.500	10.550	65.200
				Place:	19T	3	13T	16T	28	14	13
14	989	Ali Mohamed	Bakersfield - SC	D/E:	2.3 / 8.450	1.7 / 9.200	2.2 / 9.300	1.2 / 9.100	2.1 / 9.250	1.1 / 8.800	
				D+/E+:	0.000 / 0.0	0.000 / 0.0	0.000 / 0.0	0.000 / 0.0	0.000 / 0.0	0.000 / 0.0	
				S+/ND:	0.1 / ___	___ / ___	___ / ___	___ / ___	___ / ___	___ / ___	
				Final:	10.850	10.900	11.500	10.300	11.350	9.900	64.800
				Place:	24T	7T	9*	19*	12T	23*	14
15	777	*Charlie Wesche	Flagstaff Gym - AZ	D/E:	2.2 / 9.350	1.6 / 7.600	2.2 / 9.300	1.2 / 9.250	2.2 / 8.700	2.2 / 8.800	
				D+/E+:	0.000 / 0.0	0.000 / 0.0	0.000 / 0.0	0.000 / 0.0	0.000 / 0.0	0.000 / 0.0	
				S+/ND:	___ / ___	___ / ___	___ / ___	___ / ___	___ / ___	___ / ___	
				Final:	11.550	9.200	11.500	10.450	10.900	11.000	64.600
				Place:	5	29	9*	14	25T	5T	15
16	602	Cruz Jimenez	USA Gym Flairs - AZ	D/E:	2.5 / 8.800	1.7 / 9.000	2.2 / 8.450	2.4 / 7.800	2.1 / 9.000	1.6 / 8.900	
				D+/E+:	0.000 / 0.0	0.000 / 0.0	0.000 / 0.0	0.000 / 0.0	0.000 / 0.0	0.000 / 0.0	
				S+/ND:	___ / ___	___ / ___	___ / ___	___ / ___	___ / ___	___ / ___	
				Final:	11.300	10.700	10.650	10.200	11.100	10.500	64.450
				Place:	13T	12*	32	23T	21	15*	16
17	142	Logan Granzow	West Coast - NC	D/E:	2.3 / 8.350	1.6 / 9.200	2.2 / 8.950	2.4 / 8.800	2.1 / 9.150	1.6 / 7.600	
				D+/E+:	0.000 / 0.0	0.000 / 0.0	0.000 / 0.0	0.000 / 0.0	0.000 / 0.0	0.000 / 0.0	
				S+/ND:	___ / ___	___ / ___	___ / ___	___ / ___	0.1 / ___	___ / ___	
				Final:	10.650	10.800	11.150	11.200	11.350	9.200	64.350
				Place:	30	11	18*	4	12T	31	17
18	261	William Gutierrez	Payke - SC	D/E:	2.2 / 8.600	1.6 / 8.300	2.2 / 8.900	1.2 / 9.550	2.1 / 8.700	2.2 / 8.650	
				D+/E+:	0.000 / 0.0	0.000 / 0.0	0.000 / 0.0	0.000 / 0.0	0.000 / 0.0	0.000 / 0.0	
				S+/ND:	___ / ___	___ / ___	___ / ___	___ / ___	0.1 / ___	___ / ___	
				Final:	10.800	9.900	11.100	10.750	10.900	10.850	64.300
				Place:	26*	24	20*	6	25T	8*	18
19T	970	Nathan Voos	CSA - NC	D/E:	2.3 / 8.800	1.7 / 8.050	2.2 / 9.400	1.2 / 9.100	2.2 / 9.050	1.1 / 9.200	
				D+/E+:	0.000 / 0.0	0.000 / 0.0	0.000 / 0.0	0.000 / 0.0	0.000 / 0.0	0.000 / 0.0	
				S+/ND:	___ / -0.5	___ / ___	___ / ___	___ / ___	0.1 / ___	___ / ___	
				Final:	10.600	9.750	11.600	10.300	11.350	10.300	63.900
				Place:	31	25	6*	19*	12T	19	19T
19T	441	Kyle Ly	Mission Valley SC	D/E:	2.3 / 8.900	1.6 / 8.350	2.2 / 8.800	1.2 / 9.300	2.1 / 9.150	1.1 / 8.800	
				D+/E+:	0.000 / 0.0	0.000 / 0.0	0.000 / 0.0	0.000 / 0.0	0.000 / 0.0	0.000 / 0.0	
				S+/ND:	0.1 / ___	___ / ___	___ / ___	___ / ___	___ / ___	___ / ___	
				Final:	11.300	9.950	11.000	10.500	11.250	9.900	63.900
				Place:	13T	22*	26	10*	17*	23*	19T
21	363	Reed Morrow	GO USA - SC	D/E:	2.3 / 8.550	1.6 / 8.350	2.2 / 9.000	1.2 / 9.300	2.1 / 9.150	1.1 / 9.000	
				D+/E+:	0.000 / 0.0	0.000 / 0.0	0.000 / 0.0	0.000 / 0.0	0.000 / 0.0	0.000 / 0.0	
				S+/ND:	___ / ___	___ / ___	___ / ___	___ / ___	___ / ___	___ / ___	
				Final:	10.850	9.950	11.200	10.500	11.250	10.100	63.850
				Place:	24T	22*	16T	10*	17*	22	21
22	603	Robert Jordan	USA Gym Flairs - AZ	D/E:	2.1 / 8.700	1.7 / 9.000	2.2 / 8.900	1.2 / 8.950	2.2 / 8.950	1.1 / 8.350	
				D+/E+:	0.000 / 0.0	0.000 / 0.0	0.000 / 0.0	0.000 / 0.0	0.000 / 0.0	0.000 / 0.0	
				S+/ND:	___ / ___	___ / ___	___ / ___	___ / ___	___ / ___	___ / ___	
				Final:	10.800	10.700	11.100	10.150	11.150	9.450	63.350
				Place:	26T	12*	20*	25*	19T	28	22

2026 Region 1 Championships

Meet Results

Mar 26-29, 2026







Rank	Num	Name	Gym							AA
23	713	*Lorenzo Guzman-Martinez	Diamondback - AZ	D/E: 2.4 / 8.800	1.6 / 7.750	2.2 / 8.500	2.2 / 8.350	2.1 / 9.050	1.7 / 8.550	
				D+/E+: 0.000 / 0.0	0.000 / 0.0	0.000 / 0.0	0.000 / 0.0	0.000 / 0.0	0.000 / 0.0	
				S+/ND: 0.1 / -	- / -	- / -	- / -	- / -	- / -	
				Final: 11.300	9.350	10.700	10.550	11.150	10.250	63.300
				Place: 13T	28	31	8T	19T	20	23
24	776	*Troy Miller	Flagstaff Gym - AZ	D/E: 2.1 / 9.250	1.6 / 8.700	2.1 / 9.000	1.2 / 7.950	2.1 / 8.950	2.1 / 8.050	
				D+/E+: 0.000 / 0.0	0.000 / 0.0	0.000 / 0.0	0.000 / 0.0	0.000 / 0.0	0.000 / 0.0	
				S+/ND: - / -	- / -	- / -	- / -	- / -	- / -	
				Final: 11.350	10.300	11.100	9.150	11.050	10.150	63.100
				Place: 11T	20	20T	34	22T	21	24
25	943	Jake Roripaugh	Agility - SC	D/E: 2.6 / 8.900	2.1 / 9.000	2.2 / 8.000	1.2 / 9.050	2.2 / 7.800	1.7 / 8.050	
				D+/E+: 0.000 / 0.0	0.000 / 0.0	0.000 / 0.0	0.000 / 0.0	0.000 / 0.0	0.000 / 0.0	
				S+/ND: 0.1 / -	- / -	- / -	- / -	- / -	- / -	
				Final: 11.600	11.100	10.200	10.250	10.000	9.750	62.900
				Place: 4	4	34	21*	32	26	25
26T	150	Julian Martinez	West Coast - NC	D/E: 2.3 / 9.100	2.1 / 7.550	2.2 / 9.450	1.2 / 8.850	2.2 / 9.250	1.1 / 7.050	
				D+/E+: 0.000 / 0.0	0.000 / 0.0	0.000 / 0.0	0.000 / 0.0	0.000 / 0.0	0.000 / 0.0	
				S+/ND: 0.1 / -	- / -	- / -	- / -	0.1 / -	- / -	
				Final: 11.500	9.650	11.650	10.050	11.550	8.150	62.550
				Place: 6	26	5	27*	10	32	26T
26T	862	Enzo Galante	Mastery of Sports NC	D/E: 2.4 / 8.050	1.6 / 7.450	2.1 / 8.950	1.2 / 9.200	2.1 / 8.700	2.1 / 8.700	
				D+/E+: 0.000 / 0.0	0.000 / 0.0	0.000 / 0.0	0.000 / 0.0	0.000 / 0.0	0.000 / 0.0	
				S+/ND: - / -	- / -	- / -	- / -	- / -	- / -	
				Final: 10.450	9.050	11.050	10.400	10.800	10.800	62.550
				Place: 33	31	23*	15	27	11	26T
28	229	Avery Laird	GWC - AZ	D/E: 2.2 / 9.150	2.2 / 7.350	2.2 / 9.150	1.2 / 9.150	2.2 / 7.200	2.2 / 7.500	
				D+/E+: 0.000 / 0.0	0.000 / 0.0	0.000 / 0.0	0.000 / 0.0	0.000 / 0.0	0.000 / 0.0	
				S+/ND: 0.1 / -	- / -	- / -	- / -	- / -	- / -	
				Final: 11.450	9.550	11.350	10.350	9.400	9.700	61.800
				Place: 7T	27	13T	16T	33T	27	28
29	765	*Isaac Esmond-Schadel	HITS - HI	D/E: 2.1 / 8.600	1.6 / 6.350	2.2 / 9.650	1.2 / 8.850	2.1 / 8.850	1.1 / 8.150	
				D+/E+: 0.000 / 0.0	0.000 / 0.0	0.000 / 0.0	0.000 / 0.0	0.000 / 0.0	0.000 / 0.0	
				S+/ND: - / -	- / -	- / -	- / -	0.1 / -	- / -	
				Final: 10.700	7.950	11.850	10.050	11.050	9.250	60.850
				Place: 29	35	2*	27*	22T	30	29
30	965	Rayan Khodadad	CSA - NC	D/E: 2.2 / 8.600	1.7 / 7.400	2.1 / 9.100	1.2 / 8.700	2.2 / 8.200	1.1 / 8.250	
				D+/E+: 0.000 / 0.0	0.000 / 0.0	0.000 / 0.0	0.000 / 0.0	0.000 / 0.0	0.000 / 0.0	
				S+/ND: - / -	- / -	- / -	- / -	- / -	- / -	
				Final: 10.800	9.100	11.200	9.900	10.400	9.350	60.750
				Place: 26*	30	16T	31T	29	29	30
31	449	Lucas Brandt	Go For It USA - NV	D/E: 2.5 / 8.400	2.2 / 6.700	2.1 / 9.150	2.2 / 8.450	2.3 / 7.900	2.1 / 7.800	
				D+/E+: 0.000 / 0.0	0.000 / 0.0	0.000 / 0.0	0.000 / 0.0	0.000 / 0.0	0.000 / 0.0	
				S+/ND: - / -1.0	- / -	- / -	- / -0.1	- / -	- / -	
				Final: 9.900	8.900	11.250	10.550	10.200	9.900	60.700
				Place: 34	33	15	8T	31	23T	31
32	842	Liam Wesser	The Klub Gym - SC	D/E: 2.4 / 8.850	1.6 / 8.600	2.2 / 8.750	1.2 / 8.950	2.1 / 7.200	2.2 / 5.400	
				D+/E+: 0.000 / 0.0	0.000 / 0.0	0.000 / 0.0	0.000 / 0.0	0.000 / 0.0	0.000 / 0.0	
				S+/ND: - / -0.3	- / -	- / -	- / -	0.1 / -	- / -	
				Final: 10.950	10.200	10.950	10.150	9.400	7.600	59.250
				Place: 22T	21	27	25*	33T	35	32
33	945	Tyler Barber	PCG - SC	D/E: 2.3 / 8.950	1.6 / 6.800	2.2 / 8.950	1.2 / 9.000	0.5 / 8.600	1.1 / 7.000	
				D+/E+: 0.000 / 0.0	0.000 / 0.0	0.000 / 0.0	0.000 / 0.0	0.000 / 0.0	0.000 / 0.0	
				S+/ND: - / -	- / -	- / -	- / -	- / -	- / -	
				Final: 11.250	8.400	11.150	10.200	9.100	8.100	58.200
				Place: 18	34	18*	23T	35	33*	33

2026 Region 1 Championships

Meet Results

Mar 26-29, 2026

Page: 4
 Printed: 3/26/2026 3:54 PM
 Men / 7 / 14 yrs.
 Session: 02

Rank	Num	Name	Gym							AA
34	458	Levi Gonzalez	Go For It USA - NV	D/E: 2.1 / 8.350	2.1 / 6.900	2.0 / 8.100	1.2 / 8.550	2.2 / 8.050	1.1 / 7.000	
				D+/E+: 0.000 / 0.0	0.000 / 0.0	0.000 / 0.0	0.000 / 0.0	0.000 / 0.0	0.000 / 0.0	
				S+/ND: 0.1 / -:-	-:- / -:-	-:- / -1.0	-:- / -:-	-:- / -:-	-:- / -:-	
				Final: 10.550	9.000	9.100	9.750	10.250	8.100	56.750
				Place: 32	32	35	33	30	33*	34
35	870	Nolan Carroll	Accel - NC	D/E: 0.0 / 0.000	1.7 / 9.000	2.1 / 8.650	0.0 / 0.000	2.1 / 9.200	1.6 / 8.800	
				D+/E+: 0.000 / 0.0	0.000 / 0.0	0.000 / 0.0	0.000 / 0.0	0.000 / 0.0	0.000 / 0.0	
				S+/ND: -:- / -:-	-:- / -:-	-:- / -:-	-:- / -:-	-:- / -:-	-:- / -:-	
				Final: 0.000	10.700	10.750	0.000	11.300	10.400	43.150
				Place: 35	12*	28*	35	16	17	35