

2026 Region 1 Championships

Meet Results

Mar 26-29, 2026

Western Qualifiers Top 80 JN AA

Men / 8 / All Ages

Session: 08

Judge's Signatures

Rank	Num	Name	Gym							AA
1	373	*Dylan Atkins	SCATS - SC	D/E: 3.6 / 9.100	3.5 / 9.050	2.8 / 9.250	2.2 / 8.950	3.1 / 9.100	2.3 / 9.550	
				D+/E+: 0.000 / 0.0	0.000 / 0.0	0.000 / 0.1	0.000 / 0.0	0.000 / 0.0	0.000 / 0.2	
				S+/ND: - / -	- / -	- / -	- / -	- / -	- / -	
				Final: 12.700	12.550	12.150	11.150	12.200	12.050	72.800
				Place: 6T	4T	2T	34*	4T	1T	1
2	408	*Brody Mueller	Clovis - NC	D/E: 3.7 / 8.950	2.5 / 8.850	2.3 / 9.400	3.2 / 9.400	2.5 / 9.200	2.5 / 8.900	
				D+/E+: 0.000 / 0.0	0.000 / 0.0	0.000 / 0.1	0.000 / 0.1	0.000 / 0.1	0.000 / 0.0	
				S+/ND: 0.1 / -	- / -	- / -	0.1 / -	- / -	- / -	
				Final: 12.750	11.350	11.800	12.800	11.800	11.400	71.900
				Place: 3T	44	10T	2	15*	10T	2
3	386	*Liam Houle	SCATS - SC	D/E: 3.3 / 9.200	3.5 / 8.300	2.7 / 9.250	2.2 / 8.950	2.8 / 9.600	2.8 / 8.800	
				D+/E+: 0.000 / 0.1	0.000 / 0.0	0.000 / 0.1	0.000 / 0.0	0.000 / 0.2	0.000 / 0.0	
				S+/ND: - / -	- / -	- / -	- / -	- / -	- / -	
				Final: 12.600	11.800	12.050	11.150	12.600	11.600	71.800
				Place: 9	30T	5	34*	2	4T	3
4	744	*Alexander Choi	South Coast - SC	D/E: 4.0 / 8.700	3.2 / 7.850	2.7 / 9.600	3.2 / 8.900	2.7 / 9.000	2.7 / 8.900	
				D+/E+: 0.000 / 0.0	0.000 / 0.0	0.000 / 0.2	0.000 / 0.0	0.000 / 0.0	0.000 / 0.0	
				S+/ND: 0.1 / -	- / -	0.1 / -	- / -0.3	- / -	- / -	
				Final: 12.800	11.050	12.600	11.800	11.700	11.600	71.550
				Place: 2	50T	1	9	20*	4T	4
5	961	*Vincent Castillo	CSA - NC	D/E: 3.4 / 8.150	3.2 / 9.400	2.5 / 9.200	2.2 / 9.450	2.7 / 9.350	2.6 / 8.850	
				D+/E+: 0.000 / 0.0	0.000 / 0.1	0.000 / 0.0	0.000 / 0.1	0.000 / 0.1	0.000 / 0.0	
				S+/ND: - / -	- / -	- / -	- / -	- / -	- / -	
				Final: 11.550	12.700	11.800	11.750	12.150	11.450	71.400
				Place: 55T	1	10T	10*	7	9	5
6	364	Nolan Murphy	GO USA - SC	D/E: 3.2 / 8.900	3.1 / 9.350	2.6 / 9.150	2.2 / 8.300	2.8 / 9.800	2.5 / 9.050	
				D+/E+: 0.000 / 0.0	0.000 / 0.1	0.000 / 0.0	0.000 / 0.0	0.000 / 0.2	0.000 / 0.0	
				S+/ND: 0.1 / -	- / -	- / -	- / -	- / -	- / -	
				Final: 12.200	12.550	11.750	10.500	12.800	11.550	71.350
				Place: 21T	4T	13T	57T	1	7T	6
7	1002	*Dawson Cave	VGA - NV	D/E: 3.5 / 9.150	3.0 / 9.050	2.6 / 9.050	2.4 / 9.350	2.5 / 9.100	1.7 / 9.500	
				D+/E+: 0.000 / 0.0	0.000 / 0.0	0.000 / 0.0	0.000 / 0.1	0.000 / 0.0	0.000 / 0.2	
				S+/ND: 0.1 / -	- / -	- / -	- / -	- / -	- / -	
				Final: 12.750	12.050	11.650	11.850	11.600	11.400	71.300
				Place: 3T	16T	17	8	25	10T	7
8	705	*Declan Wilson	High Sierra - NV	D/E: 3.2 / 9.550	2.8 / 9.250	2.6 / 9.100	2.2 / 9.300	2.7 / 9.200	2.4 / 8.350	
				D+/E+: 0.000 / 0.2	0.000 / 0.1	0.000 / 0.0	0.000 / 0.1	0.000 / 0.1	0.000 / 0.0	
				S+/ND: - / -	- / -	- / -	- / -	- / -	- / -	
				Final: 12.950	12.150	11.700	11.600	12.000	10.750	71.150
				Place: 1	12*	15T	14*	9	30	8
9	754	*Sebastian Liu	South Coast - SC	D/E: 3.6 / 8.750	3.2 / 8.850	2.4 / 9.550	2.4 / 8.950	2.7 / 9.400	2.8 / 8.100	
				D+/E+: 0.000 / 0.0	0.000 / 0.0	0.000 / 0.2	0.000 / 0.0	0.000 / 0.1	0.000 / 0.0	
				S+/ND: 0.1 / -	- / -	- / -	- / -	- / -	- / -	
				Final: 12.450	12.050	12.150	11.350	12.200	10.900	71.100
				Place: 11	16*	2T	24*	4*	27T	9
10	497	*Jonah Sicat Valeros	Sokol Elite - SC	D/E: 3.6 / 9.050	3.1 / 9.000	3.0 / 8.700	2.2 / 9.150	2.8 / 9.150	2.8 / 8.300	
				D+/E+: 0.000 / 0.0	0.000 / 0.0	0.000 / 0.0	0.000 / 0.0	0.000 / 0.0	0.000 / 0.0	
				S+/ND: 0.1 / -	- / -	0.1 / -	- / -	- / -	- / -	
				Final: 12.750	12.100	11.800	11.350	11.950	11.100	71.050
				Place: 3T	15	10T	24*	10T	16T	10
11	411	*Ajay Allen	Technique Gym - NC	D/E: 3.1 / 8.850	3.2 / 9.350	2.8 / 9.200	3.2 / 9.600	2.9 / 8.400	1.8 / 7.800	
				D+/E+: 0.000 / 0.0	0.000 / 0.1	0.000 / 0.1	0.000 / 0.2	0.000 / 0.0	0.000 / 0.0	
				S+/ND: 0.1 / -	- / -	- / -	- / -	- / -	- / -	
				Final: 12.050	12.650	12.100	13.000	11.300	9.600	70.700
				Place: 26T	2*	4	1	36T	66T	11







2026 Region 1 Championships

Meet Results

Men / 8 / All Ages

Session: 08

Mar 26-29, 2026

Rank	Num	Name	Gym							AA
12	263	*Carlos Lopez	Payke - SC	D/E: 3.7 / 8.250	3.3 / 8.700	2.0 / 8.650	3.2 / 9.100	2.6 / 8.650	2.7 / 9.250	
				D+/E+: 0.000 / 0.0	0.000 / 0.0	0.000 / 0.0	0.000 / 0.0	0.000 / 0.0	0.000 / 0.1	
				S+/ND: -- / -0.3	-- / --	-- / --	-- / --	-- / --	-- / --	
				Final: 11.650	12.000	10.650	12.300	11.250	12.050	69.900
				Place: 49T	20T	60T	4	39T	1T	12
13	230	*Richy Miller	GWC - AZ	D/E: 3.8 / 8.700	2.6 / 8.600	2.8 / 8.950	2.8 / 7.750	2.7 / 9.400	3.4 / 8.350	
				D+/E+: 0.000 / 0.0	0.000 / 0.0	0.000 / 0.0	0.000 / 0.0	0.000 / 0.0	0.000 / 0.0	
				S+/ND: -- / --	-- / --	0.1 / --	-- / -0.3	-- / --	-- / --	
				Final: 12.500	11.200	11.850	10.250	12.200	11.750	69.750
				Place: 10	46T	8T	69T	4*	3	13
14T	188	Mason Moore	Cal Sports - NC	D/E: 3.2 / 9.000	3.5 / 8.150	2.5 / 8.550	2.4 / 9.250	2.5 / 9.350	2.3 / 7.950	
				D+/E+: 0.000 / 0.0	0.000 / 0.0	0.000 / 0.0	0.000 / 0.1	0.000 / 0.1	0.000 / 0.0	
				S+/ND: 0.1 / --	0.1 / --	-- / --	-- / --	-- / --	-- / --	
				Final: 12.300	11.750	11.050	11.750	11.950	10.250	69.050
				Place: 17T	32T	40T	10T	10T	44T	14T
14T	463	*Ethan Jimenez	Go For It USA - NV	D/E: 3.0 / 9.250	3.2 / 8.850	2.8 / 8.200	2.2 / 8.850	2.6 / 9.250	1.8 / 8.850	
				D+/E+: 0.000 / 0.1	0.000 / 0.0	0.000 / 0.0	0.000 / 0.0	0.000 / 0.1	0.000 / 0.0	
				S+/ND: -- / --	-- / --	-- / --	-- / --	-- / --	-- / --	
				Final: 12.350	12.050	11.000	11.050	11.950	10.650	69.050
				Place: 14T	16*	45	37*	10T	35T	14T
16	691	Garrett Schwartz	HOH - NC	D/E: 3.6 / 8.350	3.7 / 8.050	2.7 / 9.050	2.2 / 8.350	2.7 / 9.150	2.0 / 9.150	
				D+/E+: 0.000 / 0.0	0.000 / 0.0	0.000 / 0.0	0.000 / 0.0	0.000 / 0.0	0.000 / 0.0	
				S+/ND: -- / --	0.1 / --	-- / --	-- / -0.1	-- / --	-- / --	
				Final: 11.950	11.850	11.750	10.450	11.850	11.150	69.000
				Place: 33T	27T	13T	62T	14	15	16
17	451	*Dom Celeste	Go For It USA - NV	D/E: 3.4 / 8.300	3.2 / 9.050	2.6 / 8.700	2.2 / 9.100	2.7 / 8.800	2.3 / 8.700	
				D+/E+: 0.000 / 0.0	0.000 / 0.0	0.000 / 0.0	0.000 / 0.0	0.000 / 0.0	0.000 / 0.0	
				S+/ND: -- / -0.1	-- / --	-- / --	-- / --	-- / --	-- / --	
				Final: 11.600	12.250	11.300	11.300	11.500	11.000	68.950
				Place: 53T	8	27T	30T	29T	19T	17
18T	589	*Dylan Arango	USA Gym Flairs - AZ	D/E: 2.9 / 9.300	2.6 / 9.200	2.4 / 8.950	2.2 / 8.450	2.5 / 9.000	1.7 / 9.200	
				D+/E+: 0.000 / 0.1	0.000 / 0.1	0.000 / 0.0	0.000 / 0.0	0.000 / 0.0	0.000 / 0.1	
				S+/ND: -- / --	-- / --	-- / --	-- / --	-- / --	-- / --	
				Final: 12.300	11.900	11.350	10.650	11.500	11.000	68.700
				Place: 17T	23T	25T	51*	29*	19*	18T
18T	756	Adam Young	South Coast - SC	D/E: 3.2 / 7.800	3.0 / 9.350	2.0 / 8.700	2.2 / 8.950	2.3 / 9.400	2.9 / 8.700	
				D+/E+: 0.000 / 0.0	0.000 / 0.1	0.000 / 0.0	0.000 / 0.0	0.000 / 0.1	0.000 / 0.0	
				S+/ND: 0.1 / --	-- / --	-- / --	-- / -0.1	-- / --	-- / --	
				Final: 11.100	12.450	10.700	11.050	11.800	11.600	68.700
				Place: 71	6	52T	37T	15*	4T	18T
20T	930	Jameson Jones	Agility - SC	D/E: 3.1 / 9.150	3.3 / 8.550	2.5 / 9.300	2.2 / 9.450	2.7 / 9.000	1.8 / 7.650	
				D+/E+: 0.000 / 0.0	0.000 / 0.0	0.000 / 0.1	0.000 / 0.1	0.000 / 0.0	0.000 / 0.0	
				S+/ND: -- / -0.3	-- / --	-- / --	-- / --	-- / --	-- / --	
				Final: 11.950	11.850	11.900	11.750	11.700	9.450	68.600
				Place: 33T	27T	6T	10*	20*	70*	20T
20T	472	*Benjamin Steiner	Go For It USA - NV	D/E: 3.1 / 8.650	3.2 / 9.000	2.4 / 9.100	2.2 / 9.150	2.5 / 8.300	1.8 / 9.100	
				D+/E+: 0.000 / 0.0	0.000 / 0.0	0.000 / 0.0	0.000 / 0.0	0.000 / 0.0	0.000 / 0.0	
				S+/ND: 0.1 / --	-- / --	-- / --	-- / --	-- / --	-- / --	
				Final: 11.850	12.200	11.500	11.350	10.800	10.900	68.600
				Place: 40T	9*	22	24*	56T	27T	20T
22	685	Max Louie	HOH - NC	D/E: 3.1 / 9.150	3.3 / 8.250	1.7 / 9.350	2.2 / 8.250	3.1 / 8.700	3.1 / 8.450	
				D+/E+: 0.000 / 0.0	0.000 / 0.0	0.000 / 0.1	0.000 / 0.0	0.000 / 0.0	0.000 / 0.0	
				S+/ND: 0.1 / --	-- / --	-- / --	-- / -0.3	-- / --	-- / --	
				Final: 12.350	11.550	11.150	10.150	11.800	11.550	68.550
				Place: 14T	39T	32*	73T	15T	7T	22



2026 Region 1 Championships

Meet Results

Men / 8 / All Ages

Session: 08

Mar 26-29, 2026

Rank	Num	Name	Gym							AA
23	202	Olivier Song	Cal Sports - NC	D/E: 3.2 / 8.700	2.8 / 9.100	2.5 / 8.600	2.2 / 9.000	2.7 / 8.550	2.3 / 8.650	
				D+/E+: 0.000 / 0.0	0.000 / 0.0	0.000 / 0.0	0.000 / 0.0	0.000 / 0.0	0.000 / 0.0	
				S+/ND: 0.1 / -	- / -	- / -	- / -	- / -	- / -	
				Final: 12.000	11.900	11.100	11.200	11.250	10.950	68.400
				Place: 29T	23T	37T	33	39T	24T	23
24T	530	Braden Mabalot	Elevate - NC	D/E: 3.3 / 8.800	2.5 / 7.400	3.2 / 7.800	2.8 / 9.350	3.0 / 8.600	2.2 / 8.850	
				D+/E+: 0.000 / 0.0	0.000 / 0.0	0.000 / 0.0	0.000 / 0.1	0.000 / 0.0	0.000 / 0.0	
				S+/ND: 0.1 / -	0.1 / -	0.1 / -	- / -	0.1 / -	- / -	
				Final: 12.200	10.000	11.100	12.250	11.700	11.050	68.300
				Place: 21T	77	37T	5	20T	18	24T
24T	452	* Chase Cordova	Go For It USA - NV	D/E: 3.3 / 8.450	3.2 / 9.350	2.8 / 7.600	2.2 / 9.050	2.8 / 8.750	1.8 / 8.900	
				D+/E+: 0.000 / 0.0	0.000 / 0.1	0.000 / 0.0	0.000 / 0.0	0.000 / 0.0	0.000 / 0.0	
				S+/ND: - / -	- / -	- / -	- / -	- / -	- / -	
				Final: 11.750	12.650	10.400	11.250	11.550	10.700	68.300
				Place: 46T	2*	70T	32	26T	31*	24T
26	399	* Mason Sumi	SCATS - SC	D/E: 3.2 / 8.050	3.1 / 8.800	2.5 / 8.800	1.2 / 9.250	2.8 / 9.400	2.5 / 8.450	
				D+/E+: 0.000 / 0.0	0.000 / 0.0	0.000 / 0.0	0.000 / 0.1	0.000 / 0.1	0.000 / 0.0	
				S+/ND: - / -	- / -	- / -	- / -	- / -	- / -	
				Final: 11.250	11.900	11.300	10.550	12.300	10.950	68.250
				Place: 64*	23T	27T	56	3	24T	26
27	791	* Aiden Luo	Stanford - NC	D/E: 3.5 / 8.550	3.0 / 8.100	2.0 / 9.650	2.2 / 9.250	2.7 / 9.250	1.8 / 8.100	
				D+/E+: 0.000 / 0.0	0.000 / 0.0	0.000 / 0.2	0.000 / 0.0	0.000 / 0.1	0.000 / 0.0	
				S+/ND: - / -0.3	- / -	- / -	- / -	- / -	- / -	
				Final: 11.750	11.100	11.850	11.550	12.050	9.900	68.200
				Place: 46T	48T	8T	17*	8	55T	27
28T	331	* Sterling Young	Momentum - UT	D/E: 3.4 / 9.100	3.1 / 8.850	2.5 / 9.100	2.4 / 9.100	2.6 / 8.550	1.8 / 8.050	
				D+/E+: 0.000 / 0.0	0.000 / 0.0	0.000 / 0.0	0.000 / 0.0	0.000 / 0.0	0.000 / 0.0	
				S+/ND: - / -0.6	0.1 / -	- / -	- / -	- / -	- / -	
				Final: 11.900	12.050	11.600	11.500	11.150	9.850	68.050
				Place: 37T	16T	18T	19T	44T	57T	28T
28T	1022	* Dominick Dennis	Rising Sky Gym - AZ	D/E: 3.5 / 8.500	2.6 / 9.000	2.5 / 8.000	2.4 / 8.950	2.6 / 8.600	2.8 / 8.600	
				D+/E+: 0.000 / 0.0	0.000 / 0.0	0.000 / 0.0	0.000 / 0.0	0.000 / 0.0	0.000 / 0.0	
				S+/ND: - / -	- / -	- / -	- / -	- / -	- / -	
				Final: 12.000	11.600	10.500	11.350	11.200	11.400	68.050
				Place: 29T	37T	66T	24*	41T	10T	28T
30	912	Parker Enyart	Extreme - NC	D/E: 3.6 / 8.700	2.9 / 8.950	3.0 / 7.200	2.8 / 8.650	3.0 / 8.350	2.8 / 7.700	
				D+/E+: 0.000 / 0.0	0.000 / 0.0	0.000 / 0.0	0.000 / 0.0	0.000 / 0.0	0.000 / 0.0	
				S+/ND: 0.1 / -	- / -	- / -	- / -	- / -	- / -	
				Final: 12.400	11.850	10.200	11.450	11.350	10.500	67.750
				Place: 12T	27T	76T	21T	33T	40	30
31	923	Bentley Dierks	Agility - SC	D/E: 3.2 / 8.600	2.0 / 8.750	2.7 / 8.750	2.2 / 8.850	2.6 / 8.950	1.8 / 9.150	
				D+/E+: 0.000 / 0.0	0.000 / 0.0	0.000 / 0.0	0.000 / 0.0	0.000 / 0.0	0.000 / 0.0	
				S+/ND: - / -	- / -	- / -	- / -	- / -	- / -	
				Final: 11.800	10.750	11.450	11.050	11.550	10.950	67.550
				Place: 44T	57T	23T	37*	26T	24T	31
32	701	* Max Milligan	High Sierra - NV	D/E: 3.0 / 9.100	2.8 / 9.250	2.7 / 7.000	1.2 / 9.450	2.5 / 8.950	1.8 / 9.300	
				D+/E+: 0.000 / 0.0	0.000 / 0.1	0.000 / 0.0	0.000 / 0.1	0.000 / 0.0	0.000 / 0.1	
				S+/ND: - / -	- / -	0.1 / -	- / -	- / -	- / -	
				Final: 12.100	12.150	9.800	10.750	11.450	11.200	67.450
				Place: 25	12*	82	47*	32	14	32
33T	316	* Zach Miller	Momentum - UT	D/E: 3.7 / 8.250	2.9 / 8.150	2.6 / 9.000	2.4 / 9.800	2.5 / 6.800	1.8 / 8.900	
				D+/E+: 0.000 / 0.0	0.000 / 0.0	0.000 / 0.0	0.000 / 0.2	0.000 / 0.0	0.000 / 0.0	
				S+/ND: 0.1 / -	- / -	- / -	- / -	- / -	- / -	
				Final: 12.050	11.050	11.600	12.400	9.300	10.700	67.100
				Place: 26T	50T	18T	3	81	31*	33T







2026 Region 1 Championships

Meet Results

Men / 8 / All Ages

Session: 08

Mar 26-29, 2026

Rank	Num	Name	Gym							AA
33T	489	Matthew Almeida	Sokol Elite - SC	D/E: 3.5 / 7.950 D+/E+: 0.000 / 0.0 S+/ND: 0.1 / -	3.2 / 8.700 0.000 / 0.0 - / -	2.5 / 8.450 0.000 / 0.0 - / -	2.2 / 9.600 0.000 / 0.2 0.1 / -	2.8 / 7.850 0.000 / 0.0 - / -	2.7 / 7.250 0.000 / 0.0 - / -	67.100 33T
35	608	*Jameson Niec	USA Gym Flairs - AZ	D/E: 3.1 / 9.400 D+/E+: 0.000 / 0.1 S+/ND: 0.1 / -	2.4 / 6.600 0.000 / 0.0 - / -	2.4 / 9.400 0.000 / 0.1 - / -	2.4 / 9.100 0.000 / 0.0 - / -0.1	2.3 / 9.400 0.000 / 0.1 - / -	1.8 / 8.400 0.000 / 0.0 - / -	67.000 35
36	166	Or Bichman	Cal Sports - NC	D/E: 3.0 / 9.150 D+/E+: 0.000 / 0.0 S+/ND: 0.1 / -	3.0 / 9.000 0.000 / 0.0 - / -	2.4 / 8.550 0.000 / 0.0 - / -	1.2 / 9.650 0.000 / 0.2 - / -	2.4 / 8.950 0.000 / 0.0 - / -	1.8 / 7.400 0.000 / 0.0 - / -	66.800 36
37	598	Tyler Greiner	USA Gym Flairs - AZ	D/E: 3.0 / 8.150 D+/E+: 0.000 / 0.0 S+/ND: - / -	3.0 / 8.800 0.000 / 0.0 - / -	1.7 / 9.350 0.000 / 0.1 - / -	1.2 / 9.300 0.000 / 0.1 - / -	2.5 / 8.550 0.000 / 0.0 - / -	1.7 / 9.200 0.000 / 0.1 - / -	66.750 37
38	789	Tyler Lind	Stanford - NC	D/E: 3.3 / 8.150 D+/E+: 0.000 / 0.0 S+/ND: - / -0.3	2.9 / 8.850 0.000 / 0.0 - / -	2.3 / 8.900 0.000 / 0.0 - / -	2.4 / 8.450 0.000 / 0.0 - / -	2.6 / 8.400 0.000 / 0.0 - / -	2.0 / 8.700 0.000 / 0.0 - / -	66.650 38
39T	392	*Damon Melendez	SCATS - SC	D/E: 3.5 / 8.350 D+/E+: 0.000 / 0.0 S+/ND: 0.1 / -0.3	3.1 / 8.600 0.000 / 0.0 - / -	2.5 / 8.950 0.000 / 0.0 - / -	2.4 / 9.450 0.000 / 0.1 - / -	2.5 / 6.150 0.000 / 0.0 - / -	2.5 / 8.600 0.000 / 0.0 - / -	66.500 39T
39T	864	Maverick Reed	Mastery of Sports NC	D/E: 2.7 / 8.250 D+/E+: 0.000 / 0.0 S+/ND: - / -0.5	2.9 / 8.600 0.000 / 0.0 - / -	2.8 / 8.250 0.000 / 0.0 - / -	2.2 / 9.250 0.000 / 0.1 - / -	2.6 / 8.750 0.000 / 0.0 - / -	1.8 / 8.800 0.000 / 0.0 - / -	66.500 39T
41T	630	*Colton Bradley	Aspire - AZ	D/E: 3.2 / 9.050 D+/E+: 0.000 / 0.0 S+/ND: - / -	1.7 / 8.250 0.000 / 0.0 - / -	2.6 / 8.650 0.000 / 0.0 - / -	2.4 / 8.300 0.000 / 0.0 - / -0.3	2.6 / 8.700 0.000 / 0.0 - / -	2.0 / 9.000 0.000 / 0.0 - / -	66.250 41T
41T	629	Bruno Bejarano	Aspire - AZ	D/E: 2.3 / 9.450 D+/E+: 0.000 / 0.1 S+/ND: - / -	3.1 / 9.100 0.000 / 0.0 - / -	2.4 / 8.300 0.000 / 0.0 - / -	1.2 / 9.200 0.000 / 0.1 - / -	2.5 / 8.450 0.000 / 0.0 - / -	1.9 / 8.150 0.000 / 0.0 - / -	66.250 41T
43	796	*Forest O'Hara	Stanford - NC	D/E: 3.3 / 9.000 D+/E+: 0.000 / 0.0 S+/ND: - / -	2.5 / 7.150 0.000 / 0.0 - / -1.0	2.3 / 9.050 0.000 / 0.0 - / -	1.2 / 9.450 0.000 / 0.1 - / -	2.5 / 9.200 0.000 / 0.1 - / -	2.6 / 8.750 0.000 / 0.0 - / -	66.200 43
44T	428	Seth Rose	Technique Gym - NC	D/E: 3.0 / 8.650 D+/E+: 0.000 / 0.0 S+/ND: - / -	2.3 / 9.050 0.000 / 0.0 - / -1.0	2.6 / 8.350 0.000 / 0.0 - / -	3.2 / 8.250 0.000 / 0.0 - / -	2.5 / 9.000 0.000 / 0.0 - / -	2.0 / 8.250 0.000 / 0.0 - / -	66.150 44T







2026 Region 1 Championships

Meet Results

Men / 8 / All Ages

Session: 08

Mar 26-29, 2026

Rank	Num	Name	Gym							AA
44T	242	Alex Tennant	Azarian - SC	D/E: 3.3 / 8.550	2.8 / 8.850	2.5 / 8.400	1.2 / 9.250	2.2 / 8.450	1.9 / 8.750	
				D+/E+: 0.000 / 0.0	0.000 / 0.0	0.000 / 0.0	0.000 / 0.1	0.000 / 0.0	0.000 / 0.0	
				S+/ND: - / -	- / -	- / -	- / -0.1	- / -	- / -	
				Final: 11.850	11.650	10.900	10.450	10.650	10.650	66.150
				Place: 40T	35T	50	62T	60T	35T	44T
46	596	*Nathan Esquer	USA Gym Flairs - AZ	D/E: 3.2 / 8.050	2.5 / 9.400	2.7 / 7.300	2.4 / 8.700	2.4 / 8.350	2.0 / 9.000	
				D+/E+: 0.000 / 0.0	0.000 / 0.1	0.000 / 0.0	0.000 / 0.0	0.000 / 0.0	0.000 / 0.0	
				S+/ND: - / -	- / -	- / -	- / -	- / -	- / -	
				Final: 11.250	12.000	10.000	11.100	10.750	11.000	66.100
				Place: 64*	20T	79T	36	58T	19*	46
47	329	*Tagg Taylor	Momentum - UT	D/E: 3.4 / 7.650	3.4 / 8.150	2.5 / 9.100	2.4 / 8.900	2.6 / 8.350	1.8 / 7.700	
				D+/E+: 0.000 / 0.0	0.000 / 0.0	0.000 / 0.0	0.000 / 0.0	0.000 / 0.0	0.000 / 0.0	
				S+/ND: - / -0.3	0.1 / -	0.1 / -	- / -	- / -	- / -	
				Final: 10.750	11.650	11.700	11.300	10.950	9.500	65.850
				Place: 81	35T	15T	30T	52T	69	47
48	104	Bryson Fung	USC - NC	D/E: 3.3 / 8.850	2.7 / 7.700	2.0 / 8.950	1.4 / 9.300	2.5 / 8.350	1.8 / 8.750	
				D+/E+: 0.000 / 0.0	0.000 / 0.0	0.000 / 0.0	0.000 / 0.1	0.000 / 0.0	0.000 / 0.0	
				S+/ND: - / -	- / -	0.1 / -	- / -	- / -	- / -	
				Final: 12.150	10.400	11.050	10.800	10.850	10.550	65.800
				Place: 24	68	40T	46	55	38T	48
49	877	*Adam Labay	Accel - NC	D/E: 2.8 / 9.000	1.8 / 9.350	1.7 / 9.350	2.2 / 8.700	2.2 / 8.600	1.7 / 8.650	
				D+/E+: 0.000 / 0.0	0.000 / 0.1	0.000 / 0.1	0.000 / 0.0	0.000 / 0.0	0.000 / 0.0	
				S+/ND: 0.1 / -0.3	- / -	- / -	- / -0.3	- / -	- / -	
				Final: 11.600	11.250	11.150	10.600	10.800	10.350	65.750
				Place: 53T	45	32*	53T	56T	42T	49
50	521	Luca Delantoni	Elevate - NC	D/E: 3.2 / 8.850	2.6 / 7.650	2.8 / 6.900	2.8 / 8.900	2.5 / 8.800	2.0 / 8.550	
				D+/E+: 0.000 / 0.0	0.000 / 0.0	0.000 / 0.0	0.000 / 0.0	0.000 / 0.0	0.000 / 0.0	
				S+/ND: - / -	- / -	- / -	- / -	- / -	- / -	
				Final: 12.050	10.250	9.700	11.700	11.300	10.550	65.550
				Place: 26T	71	83	13	36T	38T	50
51	888	Sasha Regelman	Accel - NC	D/E: 3.1 / 9.400	1.7 / 9.300	1.7 / 9.400	1.2 / 9.550	2.4 / 9.150	1.2 / 6.700	
				D+/E+: 0.000 / 0.1	0.000 / 0.1	0.000 / 0.1	0.000 / 0.2	0.000 / 0.0	0.000 / 0.0	
				S+/ND: 0.1 / -	- / -	- / -	- / -	- / -	- / -	
				Final: 12.700	11.100	11.200	10.950	11.550	7.900	65.400
				Place: 6*	48T	30T	43*	26T	83	51
52	257	*Jaiden Kovach	North Davis - UT	D/E: 3.2 / 8.800	3.5 / 8.700	2.5 / 8.450	1.2 / 9.200	2.4 / 7.450	1.2 / 8.550	
				D+/E+: 0.000 / 0.0	0.000 / 0.0	0.000 / 0.0	0.000 / 0.1	0.000 / 0.0	0.000 / 0.0	
				S+/ND: - / -	0.1 / -	- / -	- / -	- / -	- / -	
				Final: 12.000	12.300	10.950	10.500	9.850	9.750	65.350
				Place: 29T	7	46*	57*	78T	60T	52
53	938	Noah Paredes	Agility - SC	D/E: 3.5 / 7.200	2.7 / 7.900	2.7 / 7.850	2.2 / 9.300	2.4 / 8.550	2.1 / 8.750	
				D+/E+: 0.000 / 0.0	0.000 / 0.0	0.000 / 0.0	0.000 / 0.1	0.000 / 0.0	0.000 / 0.0	
				S+/ND: 0.1 / -	- / -	- / -	- / -0.1	- / -	- / -	
				Final: 10.800	10.600	10.550	11.500	10.950	10.850	65.250
				Place: 79T	62	64*	19T	52T	29	53
54	492	Adley Elkadi	Sokol Elite - SC	D/E: 3.4 / 8.050	2.6 / 8.800	2.7 / 8.000	2.2 / 9.300	2.5 / 7.900	2.1 / 7.550	
				D+/E+: 0.000 / 0.0	0.000 / 0.0	0.000 / 0.0	0.000 / 0.1	0.000 / 0.0	0.000 / 0.0	
				S+/ND: - / -	- / -	- / -	- / -	- / -	- / -	
				Final: 11.450	11.400	10.700	11.600	10.400	9.650	65.200
				Place: 59T	43	52T	14*	66T	64T	54
55	1021	*Colton Boyster	Rising Sky Gym - AZ	D/E: 3.4 / 8.450	2.4 / 8.250	2.6 / 7.650	2.2 / 9.150	2.5 / 8.700	1.4 / 8.350	
				D+/E+: 0.000 / 0.0	0.000 / 0.0	0.000 / 0.0	0.000 / 0.0	0.000 / 0.0	0.000 / 0.0	
				S+/ND: - / -	- / -	- / -	- / -	- / -	- / -	
				Final: 11.850	10.650	10.250	11.350	11.200	9.750	65.050
				Place: 40T	61	74T	24*	41T	60T	55







2026 Region 1 Championships

Meet Results

Men / 8 / All Ages

Session: 08

Mar 26-29, 2026

Rank	Num	Name	Gym							AA
56T	802	Sebastian Vilardo	Stanford - NC	D/E: 3.4 / 8.700	2.6 / 6.600	1.7 / 9.250	2.2 / 9.400	2.7 / 8.400	1.1 / 8.700	
				D+/E+: 0.000 / 0.0	0.000 / 0.0	0.000 / 0.1	0.000 / 0.1	0.000 / 0.0	0.000 / 0.0	
				S+/ND: 0.1 / -	- / -	- / -	- / -0.1	- / -	- / -	
				Final: 12.200	9.200	11.050	11.600	11.100	9.800	64.950
				Place: 21T	81	40*	14T	46T	59	56T
56T	103	Keyan Erami	USC - NC	D/E: 3.1 / 9.000	3.0 / 7.450	1.6 / 8.850	1.2 / 9.600	2.5 / 8.050	1.8 / 8.900	
				D+/E+: 0.000 / 0.0	0.000 / 0.0	0.000 / 0.0	0.000 / 0.2	0.000 / 0.0	0.000 / 0.0	
				S+/ND: - / -0.3	- / -	- / -	- / -	- / -	- / -	
				Final: 11.800	10.450	10.450	11.000	10.550	10.700	64.950
				Place: 44T	67	68T	41*	62	31*	56T
58T	593	* Levi DeBoer	USA Gym Flairs - AZ	D/E: 3.1 / 8.800	3.1 / 8.000	2.5 / 9.050	1.2 / 9.400	2.5 / 8.550	1.7 / 6.350	
				D+/E+: 0.000 / 0.0	0.000 / 0.0	0.000 / 0.0	0.000 / 0.1	0.000 / 0.0	0.000 / 0.0	
				S+/ND: 0.1 / -	0.1 / -	- / -	- / -	- / -	- / -	
				Final: 12.000	11.200	11.550	10.700	11.050	8.050	64.550
				Place: 29T	46T	20T	49*	48*	82	58T
58T	200	Jules Simondi	Cal Sports - NC	D/E: 3.0 / 8.750	2.8 / 7.900	2.4 / 8.750	2.2 / 8.000	2.4 / 8.800	1.7 / 8.250	
				D+/E+: 0.000 / 0.0	0.000 / 0.0	0.000 / 0.0	0.000 / 0.0	0.000 / 0.0	0.000 / 0.0	
				S+/ND: 0.1 / -0.4	- / -	- / -	- / -0.1	- / -	- / -	
				Final: 11.450	10.700	11.150	10.100	11.200	9.950	64.550
				Place: 59T	59T	32T	78T	41T	51*	58T
60	600	Carter Heffel	USA Gym Flairs - AZ	D/E: 3.0 / 9.200	2.0 / 8.500	1.7 / 8.900	2.2 / 7.950	2.3 / 8.450	1.8 / 8.150	
				D+/E+: 0.000 / 0.1	0.000 / 0.0	0.000 / 0.0	0.000 / 0.0	0.000 / 0.0	0.000 / 0.0	
				S+/ND: 0.1 / -	- / -	- / -	- / -	- / -	- / -	
				Final: 12.400	10.500	10.600	10.150	10.750	9.950	64.350
				Place: 12T	65T	63	73T	58T	51T	60
61	653	Stevie Smith	Aspire - AZ	D/E: 2.5 / 9.150	3.2 / 9.000	1.7 / 7.950	1.2 / 8.950	2.5 / 9.300	1.3 / 7.350	
				D+/E+: 0.000 / 0.0	0.000 / 0.0	0.000 / 0.0	0.000 / 0.0	0.000 / 0.1	0.000 / 0.0	
				S+/ND: - / -	- / -	- / -	- / -	- / -	- / -	
				Final: 11.650	12.200	9.650	10.150	11.900	8.650	64.200
				Place: 49T	9*	84	73*	13	79	61
62	345	Austin Zhang	Eric Will - SC	D/E: 3.0 / 8.450	3.3 / 8.300	2.4 / 7.650	1.2 / 8.900	2.6 / 7.850	1.8 / 8.550	
				D+/E+: 0.000 / 0.0	0.000 / 0.0	0.000 / 0.0	0.000 / 0.0	0.000 / 0.0	0.000 / 0.0	
				S+/ND: 0.1 / -	- / -	- / -	- / -	- / -	- / -	
				Final: 11.550	11.600	10.050	10.100	10.450	10.350	64.100
				Place: 55T	37T	78	78T	64T	42T	62
63	905	Teo Chiong	The Cave - NC	D/E: 3.4 / 8.100	2.7 / 8.750	1.7 / 8.550	1.2 / 9.150	2.3 / 8.700	2.4 / 7.350	
				D+/E+: 0.000 / 0.0	0.000 / 0.0	0.000 / 0.0	0.000 / 0.0	0.000 / 0.0	0.000 / 0.0	
				S+/ND: - / -0.3	- / -	- / -	- / -	- / -	- / -	
				Final: 11.200	11.450	10.250	10.350	11.000	9.750	64.000
				Place: 66T	42	74T	65*	50T	60T	63
64	871	William Cohendet	Accel - NC	D/E: 3.0 / 8.950	1.7 / 9.050	1.9 / 8.450	2.2 / 8.450	2.1 / 8.100	1.7 / 8.350	
				D+/E+: 0.000 / 0.0	0.000 / 0.0	0.000 / 0.0	0.000 / 0.0	0.000 / 0.0	0.000 / 0.0	
				S+/ND: - / -	- / -	- / -	- / -	- / -	- / -	
				Final: 11.950	10.750	10.350	10.650	10.200	10.050	63.950
				Place: 33T	57T	73	51*	73	48T	64
65T	300	* Ian Evanson	Momentum - UT	D/E: 3.5 / 8.000	2.9 / 6.150	2.5 / 8.250	2.4 / 8.950	2.6 / 9.050	2.0 / 7.850	
				D+/E+: 0.000 / 0.0	0.000 / 0.0	0.000 / 0.0	0.000 / 0.0	0.000 / 0.0	0.000 / 0.0	
				S+/ND: - / -0.3	- / -	- / -	- / -	- / -	- / -	
				Final: 11.200	9.050	10.750	11.350	11.650	9.850	63.850
				Place: 66T	82	51	24*	24	57T	65T
65T	604	* Lawson Kerby	USA Gym Flairs - AZ	D/E: 2.4 / 9.100	2.0 / 8.550	1.7 / 9.300	2.2 / 8.000	2.8 / 8.900	1.9 / 7.200	
				D+/E+: 0.000 / 0.0	0.000 / 0.0	0.000 / 0.1	0.000 / 0.0	0.000 / 0.0	0.000 / 0.0	
				S+/ND: - / -	- / -	- / -	- / -0.3	- / -	- / -	
				Final: 11.500	10.550	11.100	9.900	11.700	9.100	63.850
				Place: 58	63T	37T	84	20T	75T	65T







2026 Region 1 Championships

Meet Results

Men / 8 / All Ages

Session: 08

Mar 26-29, 2026

Rank	Num	Name	Gym							AA
67	909	Aiden Zamzow	The Cave - NC	D/E: 3.6 / 7.200	2.6 / 7.950	2.4 / 8.300	2.4 / 8.500	2.3 / 8.800	2.4 / 7.500	
				D+/E+: 0.000 / 0.0	0.000 / 0.0	0.000 / 0.0	0.000 / 0.0	0.000 / 0.0	0.000 / 0.0	
				S+/ND: - / -	- / -	- / -	- / -0.3	- / -	- / -	
				Final: 10.800	10.550	10.700	10.600	11.100	9.900	63.650
				Place: 79T	63T	52*	53T	46T	55T	67
68	641	* Spencer Harris	Aspire - AZ	D/E: 3.0 / 8.400	2.8 / 8.150	1.7 / 8.800	1.2 / 9.050	2.3 / 7.650	1.7 / 8.750	
				D+/E+: 0.000 / 0.0	0.000 / 0.0	0.000 / 0.0	0.000 / 0.0	0.000 / 0.0	0.000 / 0.0	
				S+/ND: - / -	- / -	- / -	- / -	- / -	- / -	
				Final: 11.400	10.950	10.500	10.250	9.950	10.450	63.500
				Place: 61	53*	66T	69*	76T	41	68
69	109	Graysen Baker	Davis Diamonds - NC	D/E: 2.4 / 8.950	1.8 / 8.500	1.7 / 9.250	1.2 / 9.600	1.5 / 8.700	1.3 / 8.800	
				D+/E+: 0.000 / 0.0	0.000 / 0.0	0.000 / 0.1	0.000 / 0.2	0.000 / 0.0	0.000 / 0.0	
				S+/ND: - / -	- / -	- / -	- / -	- / -1.0	- / -	
				Final: 11.350	10.300	11.050	11.000	9.200	10.100	63.000
				Place: 62	70	40*	41*	82	47	69
70	631	Dylan Bradley	Aspire - AZ	D/E: 3.2 / 8.550	2.7 / 7.350	2.6 / 8.950	2.4 / 8.100	2.5 / 7.800	2.0 / 6.350	
				D+/E+: 0.000 / 0.0	0.000 / 0.0	0.000 / 0.0	0.000 / 0.0	0.000 / 0.0	0.000 / 0.0	
				S+/ND: - / -	- / -	- / -	- / -	- / -	- / -	
				Final: 11.750	10.050	11.550	10.500	10.300	8.350	62.500
				Place: 46T	75T	20T	57T	69T	81	70
71	917	Joelson Napier	Extreme - NC	D/E: 3.4 / 7.500	2.8 / 8.100	2.7 / 7.850	2.2 / 7.850	2.7 / 7.150	2.8 / 7.200	
				D+/E+: 0.000 / 0.0	0.000 / 0.0	0.000 / 0.0	0.000 / 0.0	0.000 / 0.0	0.000 / 0.0	
				S+/ND: 0.1 / -	- / -	- / -	- / -	- / -	- / -	
				Final: 11.000	10.900	10.550	10.050	9.850	10.000	62.350
				Place: 72	55	64*	80	78T	50	71
72	279	* Monson Mecham	All American - UT	D/E: 3.0 / 7.200	1.8 / 8.900	1.9 / 8.750	1.4 / 8.950	2.1 / 8.300	1.7 / 8.250	
				D+/E+: 0.000 / 0.0	0.000 / 0.0	0.000 / 0.0	0.000 / 0.0	0.000 / 0.0	0.000 / 0.0	
				S+/ND: - / -	- / -	- / -	- / -	- / -	- / -	
				Final: 10.200	10.700	10.650	10.350	10.400	9.950	62.250
				Place: 84	59T	60T	65T	66T	51*	72
73	599	Eagle Hatch	USA Gym Flairs - AZ	D/E: 3.1 / 9.050	2.5 / 7.650	2.4 / 8.000	2.2 / 7.500	2.7 / 7.550	1.7 / 7.900	
				D+/E+: 0.000 / 0.0	0.000 / 0.0	0.000 / 0.0	0.000 / 0.0	0.000 / 0.0	0.000 / 0.0	
				S+/ND: 0.1 / -0.3	- / -	- / -	- / -	- / -	- / -	
				Final: 11.950	10.150	10.400	9.700	10.250	9.600	62.050
				Place: 33T	73	70T	85	72	66T	73
74	303	* William Gray	Momentum - UT	D/E: 3.2 / 8.100	2.8 / 8.150	1.7 / 9.000	2.2 / 8.050	2.2 / 8.250	1.5 / 9.000	
				D+/E+: 0.000 / 0.0	0.000 / 0.0	0.000 / 0.0	0.000 / 0.0	0.000 / 0.0	0.000 / 0.0	
				S+/ND: - / -	- / -	- / -	- / -0.3	- / -	- / -2.0	
				Final: 11.300	10.950	10.700	9.950	10.450	8.500	61.850
				Place: 63	53*	52*	82T	64T	80	74
75	371	Connor Clevon	New Hope - SC	D/E: 3.1 / 8.150	1.7 / 8.000	2.0 / 8.000	1.2 / 9.550	2.4 / 7.900	2.0 / 7.400	
				D+/E+: 0.000 / 0.0	0.000 / 0.0	0.000 / 0.0	0.000 / 0.2	0.000 / 0.0	0.000 / 0.0	
				S+/ND: - / -0.3	- / -	- / -	- / -	- / -	- / -	
				Final: 10.950	9.700	10.000	10.950	10.300	9.400	61.300
				Place: 73T	80	79T	43*	69T	72	75
76	591	Zane Bird	USA Gym Flairs - AZ	D/E: 2.3 / 8.550	1.2 / 8.850	1.7 / 8.950	1.2 / 8.750	2.1 / 8.200	1.8 / 7.650	
				D+/E+: 0.000 / 0.0	0.000 / 0.0	0.000 / 0.0	0.000 / 0.0	0.000 / 0.0	0.000 / 0.0	
				S+/ND: - / -	- / -	- / -	- / -	- / -	- / -	
				Final: 10.850	10.050	10.650	9.950	10.300	9.450	61.250
				Place: 78	75T	60T	82T	69T	70*	76
77	927	Royal Freeman	Agility - SC	D/E: 3.1 / 7.850	3.1 / 8.450	1.7 / 9.000	1.2 / 9.050	2.3 / 5.700	1.8 / 7.900	
				D+/E+: 0.000 / 0.0	0.000 / 0.0	0.000 / 0.0	0.000 / 0.0	0.000 / 0.0	0.000 / 0.0	
				S+/ND: - / -	- / -	- / -	- / -	- / -	- / -	
				Final: 10.950	11.550	10.700	10.250	8.000	9.700	61.150
				Place: 73T	39T	52*	69*	86	63	77







2026 Region 1 Championships

Meet Results

Men / 8 / All Ages

Session: 08

Mar 26-29, 2026

Rank	Num	Name	Gym							AA
78	313	Aden Lees	Momentum - UT	D/E: 2.5 / 8.450 D+/E+: 0.000 / 0.0 S+/ND: - / - Final: 10.950 Place: 73T	2.8 / 8.200 0.000 / 0.0 - / - 11.000 52	2.3 / 8.850 0.000 / 0.0 - / - 11.150 32T	1.2 / 9.200 0.000 / 0.1 - / - 10.500 57*	2.4 / 6.100 0.000 / 0.0 - / - 8.500 85	1.5 / 9.200 0.000 / 0.1 - / -2.0 8.800 77	60.900 78
79	966	Howard Okamoto	CSA - NC	D/E: 2.4 / 8.050 D+/E+: 0.000 / 0.0 S+/ND: - / - Final: 10.450 Place: 82T	2.6 / 7.600 0.000 / 0.0 - / - 10.200 72	2.5 / 7.450 0.000 / 0.0 - / - 9.950 81	1.2 / 9.150 0.000 / 0.0 - / - 10.350 65*	2.4 / 7.700 0.000 / 0.0 - / - 10.100 74	1.1 / 8.500 0.000 / 0.0 - / - 9.600 66T	60.650 79
80	1027	Nikolai Vanbuskirk	Rising Sky Gym - AZ	D/E: 2.4 / 7.500 D+/E+: 0.000 / 0.0 S+/ND: - / - Final: 9.900 Place: 85	1.7 / 8.400 0.000 / 0.0 - / - 10.100 74	1.7 / 9.000 0.000 / 0.0 - / - 10.700 52*	1.2 / 8.800 0.000 / 0.0 - / - 10.000 81	2.3 / 8.200 0.000 / 0.0 - / - 10.500 63	1.1 / 8.000 0.000 / 0.0 - / - 9.100 75T	60.300 80
81	904	Nicco Blum	The Cave - NC	D/E: 2.9 / 8.300 D+/E+: 0.000 / 0.0 S+/ND: - / - Final: 11.200 Place: 66T	1.5 / 9.350 0.000 / 0.1 - / -2.0 8.950 84	1.9 / 7.450 0.000 / 0.0 - / - 9.350 85	1.2 / 9.400 0.000 / 0.1 - / - 10.700 49*	2.2 / 8.150 0.000 / 0.0 - / - 10.350 68	2.0 / 7.300 0.000 / 0.0 - / - 9.300 73	59.850 81
82	305	* Bentley Jensen	Momentum - UT	D/E: 3.3 / 8.800 D+/E+: 0.000 / 0.0 S+/ND: 0.1 / -0.3 Final: 11.900 Place: 37T	3.2 / 7.650 0.000 / 0.0 - / - 10.850 56	2.5 / 6.700 0.000 / 0.0 - / - 9.200 86	2.2 / 8.000 0.000 / 0.0 - / - 10.200 72	2.3 / 6.450 0.000 / 0.0 - / - 8.750 83	2.0 / 6.750 0.000 / 0.0 - / - 8.750 78	59.650 82
83	190	Cian O'Mahony	Cal Sports - NC	D/E: 2.3 / 8.500 D+/E+: 0.000 / 0.0 S+/ND: 0.1 / - Final: 10.900 Place: 76T	1.9 / 8.600 0.000 / 0.0 - / - 10.500 65T	1.8 / 8.650 0.000 / 0.0 - / - 10.450 68T	1.2 / 9.100 0.000 / 0.0 - / - 10.300 68	2.2 / 7.550 0.000 / 0.0 - / - 9.750 80	1.5 / 8.000 0.000 / 0.0 - / -2.0 7.500 84	59.400 83
84	907	Jaden Evans	The Cave - NC	D/E: 3.0 / 9.100 D+/E+: 0.000 / 0.0 S+/ND: 0.1 / -0.3 Final: 11.900 Place: 37T	0.8 / 9.600 0.000 / 0.2 - / -4.0 6.600 86	1.8 / 8.400 0.000 / 0.0 - / - 10.200 76T	1.2 / 8.950 0.000 / 0.0 - / - 10.150 73*	2.1 / 7.850 0.000 / 0.0 - / - 9.950 76T	2.2 / 7.450 0.000 / 0.0 - / - 9.650 64T	58.450 84
85	372	Ren Umemura	New Hope - SC	D/E: 2.8 / 8.100 D+/E+: 0.000 / 0.0 S+/ND: - / - Final: 10.900 Place: 76T	1.7 / 8.200 0.000 / 0.0 - / - 9.900 79	1.7 / 8.700 0.000 / 0.0 - / - 10.400 70T	1.2 / 8.950 0.000 / 0.0 - / - 10.150 73*	2.3 / 7.750 0.000 / 0.0 - / - 10.050 75	0.0 / 0.000 0.000 / 0.0 - / - 0.000 85*	51.400 85
86	415	Drew Egge	Technique Gym - NC	D/E: 0.0 / 0.000 D+/E+: 0.000 / 0.0 S+/ND: - / - Final: 0.000 Place: 86	2.8 / 9.250 0.000 / 0.1 - / - 12.150 12*	2.4 / 8.300 0.000 / 0.0 - / - 10.700 52*	0.0 / 0.000 0.000 / 0.0 - / - 0.000 86	2.2 / 8.950 0.000 / 0.0 - / - 11.150 44T	0.0 / 0.000 0.000 / 0.0 - / - 0.000 85*	34.000 86