

# 2026 Region 1 Championships







## Team Results

Level 6

Men / All Levels / All Ages

Session: 09

Mar 26-29, 2026

Rank	Gym	Team	Score						
1	Team SC	SC	169.850	27.000 2T	29.500 1	27.250 1	28.700 2	28.900 1	28.500 1
	849	*Rocket Gundert		9.700			9.700	9.700	9.550
	379	*Clive DiMarco		9.050	9.750	8.750	9.600	9.650	9.450
	352	*Mark Brit-Reznytskyi		8.250	9.900	9.300			9.500
	346	*Jordan Barboza			9.850	9.200			
	397	*Matthew Shelton					9.400	9.550	
2	Team NV	NV	162.550	27.000 2T	25.850 3	26.850 2	28.100 3	28.250 2	26.500 4
	958	*Iliusha Chibotari		9.300		8.900	9.350	9.450	8.550
	1014	*Braxten Stanish		9.000	8.600		9.350		
	456	*Blaine Gatson		8.700	8.650	8.650		9.200	
	1012	*Giacomo Saly-Pagone			8.600	9.300	9.400		9.450
	1013	*Tate Schurig						9.600	8.500
3	Team NC	NC	162.250	27.200 1	25.750 4	26.450 3	27.850 4	27.800 3	27.200 2
	683	*Bryson Kennedy		9.350	8.850	9.050	9.100	9.650	9.250
	963	*Coda Hardesty		9.100		8.850			8.900
	426	*Dylan Przeszlowski		8.750				8.800	9.050
	522	*Luke Duong			8.550	8.550	9.150	9.350	
	517	*Antonio Crettol			8.350		9.600		
4	Team AZ	AZ	154.950	24.350 5	26.100 2	25.600 4	27.800 5	24.350 5	26.750 3
	165	*Miles Wurtz		8.500		8.800	9.350	8.200	9.700
	826	*Jason West		8.000	9.050	8.600	9.050	7.650	
	639	*Kamerin Gardner		7.850	8.750				7.950
	622	*Dominick Mecham			8.300			8.500	
	819	*Declan Moody				8.200	9.400		9.100
5	Team UT	UT	152.850	25.300 4	23.900 5	24.900 5	29.050 1	24.700 4	25.000 5
	296	*Henry Dienes		8.500		8.300	9.750	7.850	8.600
	290	*Phoenix Casper		8.450	7.850		9.700	8.700	8.450
	310	*Ollie Kaelin		8.350					
	278	*Seth Hoeger			8.150	8.150		8.150	7.950
	286	*Miles Allen			7.900	8.450	9.600		