

# 2026 Region 1 Championships

## Meet Results

Mar 26-29, 2026

**JN Qualifiers**  
**Top 26 AA**

Page: 1  
Printed: 3/27/2026 5:27:47 PM

Men / 10 / 17 yrs.

Session: 05

Judge's Signatures


Rank	Num	Name	Gym							AA
1	722	Andy Razmadze	Gold Star - NC	D/E: 3.5 / 8.850	3.0 / 7.100	3.7 / 8.600	4.4 / 9.250	2.3 / 9.500	2.9 / 8.650	
				D+/E+: 0.000 / 0.0	0.000 / 0.0	0.200 / 0.0	0.200 / 0.1	0.000 / 0.2	0.000 / 0.0	
				S+/ND: -.- / -.-	-.- / -.-	0.1 / -.-	-.- / -0.1	-.- / -.-	-.- / -.-	
				Final: 12.350	10.100	12.600	<b>13.850</b>	12.000	11.550	<b>72.450</b>
				Place: 4T	26	3	<b>1</b>	6*	2*	<b>1</b>
2	133	*Taran Ajith	West Coast - NC	D/E: 2.4 / 9.150	3.7 / 8.800	4.0 / 9.100	1.2 / 9.400	2.3 / 9.500	2.9 / 8.650	
				D+/E+: 0.000 / 0.0	0.100 / 0.0	0.300 / 0.0	0.000 / 0.1	0.000 / 0.2	0.000 / 0.0	
				S+/ND: -.- / -.-	-.- / -.-	-.- / -.-	-.- / -.-	-.- / -.-	-.- / -.-	
				Final: 11.550	12.600	<b>13.400</b>	10.700	12.000	11.550	71.800
				Place: 16T	2	<b>1</b>	31	6*	2*	2
3	223	*Luke Pryor	Team Legacy- SC	D/E: 4.1 / 8.200	2.3 / 8.600	3.3 / 8.200	2.4 / 9.100	3.5 / 9.650	2.6 / 8.550	
				D+/E+: 0.100 / 0.0	0.000 / 0.0	0.100 / 0.0	0.000 / 0.0	0.100 / 0.2	0.000 / 0.0	
				S+/ND: -.- / -0.3	-.- / -.-	-.- / -.-	-.- / -.-	0.1 / -.-	-.- / -.-	
				Final: 12.100	10.900	11.600	11.500	<b>13.550</b>	11.150	70.800
				Place: 8	15	8	22T	<b>1</b>	7*	3
4	1008	*Rylan Quintero	VGA - NV	D/E: 2.9 / 8.250	2.7 / 8.500	2.7 / 8.500	3.2 / 9.500	2.6 / 9.250	2.4 / 8.600	
				D+/E+: 0.000 / 0.0	0.000 / 0.0	0.000 / 0.0	0.000 / 0.2	0.000 / 0.1	0.000 / 0.0	
				S+/ND: -.- / -.-	-.- / -.-	-.- / -.-	-.- / -.-	-.- / -.-	-.- / -.-	
				Final: 11.150	11.200	11.200	12.900	11.950	11.000	69.400
				Place: 25T	11	13	4	9	13T	4
5	148	*Jackson Langon	West Coast - NC	D/E: 3.4 / 9.200	2.2 / 8.950	2.2 / 9.350	3.6 / 8.950	2.3 / 7.800	2.9 / 8.300	
				D+/E+: 0.000 / 0.1	0.000 / 0.0	0.000 / 0.1	0.000 / 0.0	0.000 / 0.0	0.000 / 0.0	
				S+/ND: -.- / -.-	-.- / -.-	-.- / -0.3	-.- / -.-	-.- / -.-	-.- / -.-	
				Final: <b>12.700</b>	11.150	11.350	12.550	10.100	11.200	69.050
				Place: <b>1</b>	12	9T	5	32T	4T	5
6T	638	*Brody Esperti	Aspire - AZ	D/E: 3.5 / 9.150	3.3 / 8.600	2.0 / 8.400	3.2 / 8.300	2.3 / 9.600	2.9 / 7.350	
				D+/E+: 0.000 / 0.0	0.000 / 0.0	0.000 / 0.0	0.000 / 0.0	0.000 / 0.2	0.000 / 0.0	
				S+/ND: -.- / -.-	-.- / -.-	-.- / -.-	-.- / -.-	-.- / -.-	-.- / -.-	
				Final: 12.650	11.900	10.400	11.500	12.100	10.250	68.800
				Place: 2T	3	26	22T	4T	25	6T
6T	795	Marshall Norton	Stanford - NC	D/E: 2.6 / 9.300	3.3 / 8.000	2.5 / 8.650	3.6 / 8.750	2.9 / 8.400	2.4 / 8.700	
				D+/E+: 0.000 / 0.1	0.000 / 0.0	0.000 / 0.0	0.000 / 0.0	0.000 / 0.0	0.000 / 0.0	
				S+/ND: -.- / -0.3	-.- / -.-	-.- / -.-	-.- / -0.1	-.- / -.-	-.- / -.-	
				Final: 11.700	11.300	11.150	12.250	11.300	11.100	68.800
				Place: 12	9	14T	9	18T	11T	6T
8	592	Maddox Brower	USA Gym Flairs - AZ	D/E: 3.4 / 8.100	1.7 / 8.900	3.6 / 8.050	3.6 / 8.800	2.2 / 9.600	2.1 / 8.800	
				D+/E+: 0.000 / 0.0	0.000 / 0.0	0.100 / 0.0	0.000 / 0.0	0.000 / 0.2	0.000 / 0.0	
				S+/ND: -.- / -0.3	-.- / -.-	-.- / -.-	-.- / -0.1	-.- / -.-	-.- / -.-	
				Final: 11.200	10.600	11.750	12.300	12.000	10.900	68.750
				Place: 24	17T	6	8	6T	16	8
9	785	Meru Hortikar	Stanford - NC	D/E: 2.5 / 8.350	2.2 / 9.250	3.2 / 9.250	3.2 / 9.350	2.4 / 8.700	2.2 / 8.100	
				D+/E+: 0.000 / 0.0	0.000 / 0.1	0.000 / 0.1	0.000 / 0.1	0.000 / 0.0	0.000 / 0.0	
				S+/ND: -.- / -.-	-.- / -.-	-.- / -0.3	-.- / -0.3	-.- / -.-	-.- / -.-	
				Final: 10.850	11.550	12.250	12.350	11.100	10.300	68.400
				Place: 30	4	4	6T	22T	24	9
10	845	Axel Dobson	NCG 4S Ranch - SC	D/E: 3.9 / 7.850	3.3 / 5.700	4.1 / 8.700	4.4 / 9.050	3.2 / 7.750	3.0 / 6.950	
				D+/E+: 0.000 / 0.0	0.000 / 0.0	0.300 / 0.0	0.200 / 0.0	0.000 / 0.0	0.000 / 0.0	
				S+/ND: 0.1 / -0.3	-.- / -.-	0.1 / -.-	-.- / -.-	-.- / -.-	-.- / -.-	
				Final: 11.550	9.000	13.200	13.650	10.950	9.950	68.300
				Place: 16T	32	2	2	27	27	10
11	702	*Finnegan Myers	High Sierra - NV	D/E: 2.3 / 9.500	2.0 / 9.300	2.3 / 8.850	2.8 / 9.150	2.1 / 8.900	2.2 / 8.950	
				D+/E+: 0.000 / 0.2	0.000 / 0.1	0.000 / 0.0	0.000 / 0.0	0.000 / 0.0	0.000 / 0.0	
				S+/ND: -.- / -0.1	-.- / -.-	-.- / -0.3	-.- / -.-	-.- / -.-	-.- / -.-	
				Final: 11.900	11.400	10.850	11.950	11.000	11.150	68.250
				Place: 11	7T	17T	14	25T	7T	11

# 2026 Region 1 Championships

## Meet Results

Men / 10 / 17 yrs.  
Session: 05

Mar 26-29, 2026

Rank	Num	Name	Gym							AA
12	227	Lyosha Kotov	GWC - AZ	D/E: 3.7 / 7.950	2.5 / 8.100	2.7 / 8.400	2.8 / 9.000	2.7 / 9.150	2.6 / 8.500	
				D+/E+: 0.000 / 0.0	0.000 / 0.0	0.000 / 0.0	0.000 / 0.0	0.000 / 0.0	0.000 / 0.0	
				S+/ND: -.- / -.-	-.- / -.-	-.- / -.-	-.- / -.-	-.- / -.-	-.- / -.-	
				Final: 11.650	10.600	11.100	11.800	11.850	11.100	68.100
				Place: 13T	17T	16	16*	10T	11T	12
13	198	Jaisen Shah	Cal Sports - NC	D/E: 3.2 / 9.050	1.9 / 9.250	1.9 / 9.150	2.4 / 8.750	1.9 / 9.350	2.7 / 8.500	
				D+/E+: 0.000 / 0.0	0.000 / 0.1	0.000 / 0.0	0.000 / 0.0	0.000 / 0.1	0.000 / 0.0	
				S+/ND: -.- / -.-	-.- / -.-	-.- / -0.3	-.- / -.-	-.- / -.-	-.- / -.-	
				Final: 12.250	11.250	10.750	11.150	11.350	11.200	67.950
				Place: 7	10	19T	24T	16T	4T	13
14	154	Srijan Myneni	West Coast - NC	D/E: 2.7 / 9.250	4.2 / 9.300	2.1 / 9.050	2.0 / 7.900	2.4 / 8.900	1.7 / 7.900	
				D+/E+: 0.000 / 0.1	0.200 / 0.1	0.000 / 0.0	0.000 / 0.0	0.000 / 0.0	0.000 / 0.0	
				S+/ND: -.- / -.-	-.- / -.-	-.- / -.-	-.- / -.-	-.- / -.-	-.- / -.-	
				Final: 12.050	13.800	11.150	9.900	11.300	9.600	67.800
				Place: 9	1	14T	34	18*	30T	14
15	1034	Matthew Jimenez	GW - SC	D/E: 3.5 / 8.250	2.0 / 7.650	2.6 / 8.750	2.8 / 9.150	2.6 / 9.600	2.0 / 8.650	
				D+/E+: 0.000 / 0.0	0.000 / 0.0	0.000 / 0.0	0.000 / 0.0	0.000 / 0.2	0.000 / 0.0	
				S+/ND: -.- / -0.2	-.- / -.-	-.- / -.-	0.1 / -.-	0.1 / -.-	-.- / -.-	
				Final: 11.550	9.650	11.350	12.050	12.500	10.650	67.750
				Place: 16T	30	9T	12	2	20	15
16	699	* Monty Lambert	High Sierra - NV	D/E: 3.5 / 8.800	1.9 / 8.350	1.9 / 9.500	2.8 / 8.800	2.1 / 9.150	2.1 / 8.700	
				D+/E+: 0.000 / 0.0	0.000 / 0.0	0.000 / 0.2	0.000 / 0.0	0.000 / 0.0	0.000 / 0.0	
				S+/ND: -.- / -0.3	-.- / -.-	-.- / -0.3	-.- / -.-	-.- / -.-	-.- / -.-	
				Final: 12.000	10.250	11.300	11.600	11.250	10.800	67.200
				Place: 10	24	11T	20T	21	18	16
17	692	Liam Sink	HOH - NC	D/E: 2.5 / 9.150	2.9 / 7.500	3.0 / 7.000	3.6 / 8.600	3.2 / 7.900	3.2 / 8.700	
				D+/E+: 0.000 / 0.0	0.000 / 0.0	0.000 / 0.0	0.000 / 0.0	0.000 / 0.0	0.000 / 0.0	
				S+/ND: -.- / -.-	-.- / -.-	-.- / -.-	-.- / -0.1	-.- / -.-	-.- / -.-	
				Final: 11.650	10.400	10.000	12.100	11.100	11.900	67.150
				Place: 13T	19T	29	11	22T	1	17
18	784	Noah Green	Stanford - NC	D/E: 3.5 / 8.750	1.8 / 9.000	1.9 / 8.550	3.6 / 8.100	1.9 / 9.100	2.4 / 8.800	
				D+/E+: 0.000 / 0.0	0.000 / 0.0	0.000 / 0.0	0.000 / 0.0	0.000 / 0.0	0.000 / 0.0	
				S+/ND: 0.1 / -.-	-.- / -.-	-.- / -0.3	-.- / -0.1	-.- / -.-	-.- / -.-	
				Final: 12.350	10.800	10.150	11.600	11.000	11.200	67.100
				Place: 4T	16	28	20T	25T	4T	18
19	718	Jayden Asay	Gold Star - NC	D/E: 2.2 / 8.950	2.5 / 7.550	3.3 / 8.300	3.2 / 9.100	2.1 / 9.550	1.5 / 8.100	
				D+/E+: 0.000 / 0.0	0.000 / 0.0	0.100 / 0.0	0.000 / 0.0	0.000 / 0.2	0.000 / 0.0	
				S+/ND: -.- / -.-	0.1 / -.-	-.- / -.-	-.- / -0.3	-.- / -.-	-.- / -.-	
				Final: 11.150	10.150	11.700	12.000	11.850	9.600	66.450
				Place: 25T	25	7	13	10T	30T	19
20	136	Jack Austin	West Coast - NC	D/E: 3.8 / 7.500	2.0 / 5.850	3.4 / 8.650	3.6 / 9.500	2.9 / 9.100	1.7 / 8.200	
				D+/E+: 0.000 / 0.0	0.000 / 0.0	0.100 / 0.0	0.000 / 0.2	0.000 / 0.0	0.000 / 0.0	
				S+/ND: -.- / -0.3	-.- / -.-	-.- / -.-	0.1 / -0.1	0.1 / -.-	-.- / -.-	
				Final: 11.000	7.850	12.150	13.300	12.100	9.900	66.300
				Place: 27T	34	5	3	4T	28	20
21	340	Mason Murillo	Eric Will - SC	D/E: 3.3 / 8.150	2.9 / 6.900	2.8 / 8.500	3.6 / 7.850	2.2 / 9.200	2.9 / 8.100	
				D+/E+: 0.000 / 0.0	0.000 / 0.0	0.000 / 0.0	0.000 / 0.0	0.000 / 0.1	0.000 / 0.0	
				S+/ND: -.- / -.-	-.- / -.-	-.- / -.-	-.- / -0.3	-.- / -.-	-.- / -.-	
				Final: 11.450	9.800	11.300	11.150	11.500	11.000	66.200
				Place: 19T	28T	11T	24T	13	13T	21
22	184	Aleksey Krupin	Cal Sports - NC	D/E: 3.4 / 7.400	2.0 / 9.400	2.6 / 8.000	2.8 / 9.000	2.8 / 9.200	1.7 / 7.650	
				D+/E+: 0.000 / 0.0	0.000 / 0.1	0.000 / 0.0	0.000 / 0.0	0.000 / 0.1	0.000 / 0.0	
				S+/ND: -.- / -0.1	-.- / -.-	-.- / -.-	-.- / -.-	0.1 / -.-	-.- / -.-	
				Final: 10.700	11.500	10.600	11.800	12.200	9.350	66.150
				Place: 32	5T	22	16*	3	33	22







# 2026 Region 1 Championships

## Meet Results

Men / 10 / 17 yrs.

Session: 05

Mar 26-29, 2026







Rank	Num	Name	Gym							AA
23	565	Findlay Dot	Old Pueblo - AZ	D/E: 3.4 / 8.900	2.9 / 8.500	2.1 / 6.850	3.6 / 8.500	2.6 / 8.850	2.3 / 7.800	
				D+/E+: 0.000 / 0.0	0.000 / 0.0	0.000 / 0.0	0.000 / 0.0	0.000 / 0.0	0.000 / 0.0	
				S+/ND: <u>    </u> / <u>    </u>	<u>    </u> / <u>    </u>	<u>    </u> / -0.3	<u>    </u> / -0.3	<u>    </u> / <u>    </u>	<u>    </u> / <u>    </u>	
				Final: 12.300	11.400	8.650	11.800	11.450	10.100	65.700
				Place: 6	7T	34	16T	14T	26	23
24	524	Caiden Gilbrecht	Elevate - NC	D/E: 3.4 / 7.000	2.6 / 8.350	2.9 / 7.600	3.6 / 8.750	2.7 / 8.400	2.2 / 8.650	
				D+/E+: 0.000 / 0.0	0.000 / 0.0	0.000 / 0.0	0.000 / 0.0	0.000 / 0.0	0.000 / 0.0	
				S+/ND: <u>    </u> / -0.8	<u>    </u> / <u>    </u>	<u>    </u> / <u>    </u>	<u>    </u> / <u>    </u>	<u>    </u> / <u>    </u>	<u>    </u> / <u>    </u>	
				Final: 9.600	10.950	10.500	12.350	11.100	10.850	65.350
				Place: 35	14	24	6T	22T	17	24
25	262	Killian Holt	Payke - SC	D/E: 3.6 / 7.850	2.9 / 5.350	2.7 / 8.150	3.6 / 8.900	2.8 / 8.100	2.7 / 8.450	
				D+/E+: 0.000 / 0.0	0.000 / 0.0	0.000 / 0.0	0.000 / 0.0	0.000 / 0.0	0.000 / 0.0	
				S+/ND: <u>    </u> / <u>    </u>	<u>    </u> / <u>    </u>	<u>    </u> / <u>    </u>	<u>    </u> / -0.3	<u>    </u> / <u>    </u>	<u>    </u> / <u>    </u>	
				Final: 11.450	8.250	10.850	12.200	10.900	11.150	64.800
				Place: 19T	33	17T	10	28T	7T	25
26T	306	* Lincoln Jeppsen	Momentum - UT	D/E: 3.2 / 8.350	2.3 / 7.000	2.6 / 8.050	2.8 / 9.000	2.4 / 9.050	2.0 / 7.550	
				D+/E+: 0.000 / 0.0	0.000 / 0.0	0.000 / 0.0	0.000 / 0.0	0.000 / 0.0	0.000 / 0.0	
				S+/ND: <u>    </u> / -0.1	<u>    </u> / <u>    </u>	<u>    </u> / <u>    </u>	<u>    </u> / -0.1	<u>    </u> / <u>    </u>	<u>    </u> / <u>    </u>	
				Final: 11.450	9.300	10.650	11.700	11.450	9.550	64.100
				Place: 19T	31	21	19	14T	32	26T
26T	941	Tristen Richard	Agility - SC	D/E: 3.1 / 7.000	2.8 / 8.700	2.4 / 7.700	2.8 / 8.150	2.3 / 9.050	3.1 / 7.600	
				D+/E+: 0.000 / 0.0	0.000 / 0.0	0.000 / 0.0	0.000 / 0.0	0.000 / 0.0	0.000 / 0.0	
				S+/ND: <u>    </u> / -0.3	<u>    </u> / <u>    </u>	<u>    </u> / -0.3	<u>    </u> / <u>    </u>	<u>    </u> / <u>    </u>	<u>    </u> / <u>    </u>	
				Final: 9.800	11.500	9.800	10.950	11.350	10.700	64.100
				Place: 34	5T	33	28	16T	19	26T
26T	531	Dj Madeiros	Elevate - NC	D/E: 2.9 / 8.550	2.0 / 8.400	3.0 / 7.550	2.4 / 8.850	2.2 / 7.900	2.6 / 7.850	
				D+/E+: 0.000 / 0.0	0.000 / 0.0	0.000 / 0.0	0.000 / 0.0	0.000 / 0.0	0.000 / 0.0	
				S+/ND: <u>    </u> / <u>    </u>	<u>    </u> / <u>    </u>	<u>    </u> / <u>    </u>	<u>    </u> / -0.1	<u>    </u> / <u>    </u>	<u>    </u> / <u>    </u>	
				Final: 11.450	10.400	10.550	11.150	10.100	10.450	64.100
				Place: 19T	19T	23	24T	32T	22T	26T
29	528	Liam Leonard	Elevate - NC	D/E: 2.8 / 8.900	2.2 / 7.600	3.0 / 6.950	2.4 / 8.700	2.8 / 7.450	2.6 / 8.550	
				D+/E+: 0.000 / 0.0	0.000 / 0.0	0.000 / 0.0	0.000 / 0.0	0.000 / 0.0	0.000 / 0.0	
				S+/ND: <u>    </u> / -0.3	<u>    </u> / <u>    </u>	<u>    </u> / <u>    </u>	<u>    </u> / <u>    </u>	<u>    </u> / <u>    </u>	<u>    </u> / <u>    </u>	
				Final: 11.400	9.800	9.950	11.100	10.250	11.150	63.650
				Place: 23	28T	30	27	31	7*	29
30	645	Ryder Lowinger	Aspire - AZ	D/E: 2.6 / 8.200	2.2 / 8.850	1.8 / 8.400	1.8 / 7.850	2.1 / 9.350	2.4 / 8.050	
				D+/E+: 0.000 / 0.0	0.000 / 0.0	0.000 / 0.0	0.000 / 0.0	0.000 / 0.1	0.000 / 0.0	
				S+/ND: <u>    </u> / <u>    </u>	<u>    </u> / <u>    </u>	<u>    </u> / -0.3	<u>    </u> / <u>    </u>	<u>    </u> / <u>    </u>	<u>    </u> / <u>    </u>	
				Final: 10.800	11.050	9.900	9.650	11.550	10.450	63.400
				Place: 31	13	31	35	12	22T	30
31	932	Luke Kelling	Agility - SC	D/E: 2.7 / 8.250	2.2 / 7.650	2.6 / 8.150	2.0 / 8.100	2.3 / 8.350	2.1 / 8.500	
				D+/E+: 0.000 / 0.0	0.000 / 0.0	0.000 / 0.0	0.000 / 0.0	0.000 / 0.0	0.000 / 0.0	
				S+/ND: <u>    </u> / <u>    </u>	<u>    </u> / <u>    </u>	<u>    </u> / <u>    </u>	<u>    </u> / <u>    </u>	<u>    </u> / <u>    </u>	<u>    </u> / <u>    </u>	
				Final: 10.950	9.850	10.750	10.100	10.650	10.600	62.900
				Place: 29	27	19T	33	30	21	31
32	178	Aidan Green	Cal Sports - NC	D/E: 2.8 / 7.550	2.1 / 8.300	2.0 / 8.750	1.8 / 8.600	2.4 / 8.900	2.1 / 7.700	
				D+/E+: 0.000 / 0.0	0.000 / 0.0	0.000 / 0.0	0.000 / 0.0	0.000 / 0.0	0.000 / 0.0	
				S+/ND: <u>    </u> / <u>    </u>	<u>    </u> / <u>    </u>	<u>    </u> / -0.3	<u>    </u> / <u>    </u>	<u>    </u> / <u>    </u>	<u>    </u> / <u>    </u>	
				Final: 10.350	10.400	10.450	10.400	11.300	9.800	62.700
				Place: 33	19T	25	32	18*	29	32
33	953	Vincent Noonan	PCG - SC	D/E: 2.7 / 9.050	1.9 / 8.400	1.8 / 8.700	2.0 / 9.000	1.8 / 8.600	2.7 / 8.250	
				D+/E+: 0.000 / 0.0	0.000 / 0.0	0.000 / 0.0	0.000 / 0.0	0.000 / 0.0	0.000 / 0.0	
				S+/ND: <u>    </u> / -0.1	<u>    </u> / <u>    </u>	<u>    </u> / -0.3	<u>    </u> / -0.1	<u>    </u> / -3.0	<u>    </u> / <u>    </u>	
				Final: 11.650	10.300	10.200	10.900	7.400	10.950	61.400
				Place: 13T	22T	27	29	34	15	33

# 2026 Region 1 Championships

## Meet Results

Mar 26-29, 2026

Men / 10 / 17 yrs.  
Session: 05

Rank	Num	Name	Gym							AA
34	798	Yotam Rachman	Stanford - NC	D/E: 2.1 / 8.900	2.1 / 8.200	1.8 / 8.350	2.4 / 8.700	1.9 / 9.000	2.2 / 6.150	
				D+/E+: 0.000 / 0.0	0.000 / 0.0	0.000 / 0.0	0.000 / 0.0	0.000 / 0.0	0.000 / 0.0	
				S+/ND: <u>    /    </u>	<u>    /    </u>	<u>    / -0.3</u>	<u>    / -0.3</u>	<u>    /    </u>	<u>    /    </u>	
				Final: 11.000	10.300	9.850	10.800	10.900	8.350	61.200
				Place: 27T	22T	32	30	28T	34	34
35	499	Nico Bertone	Seawind- SC	D/E: 3.8 / 8.750	0.0 / 0.000	0.0 / 0.000	2.8 / 9.050	0.0 / 0.000	0.0 / 0.000	
				D+/E+: 0.000 / 0.0	0.000 / 0.0	0.000 / 0.0	0.000 / 0.0	0.000 / 0.0	0.000 / 0.0	
				S+/ND: <u>0.1 /    </u>	<u>    /    </u>	<u>    /    </u>	<u>    /    </u>	<u>    /    </u>	<u>    /    </u>	
				Final: 12.650	0.000	0.000	11.850	0.000	0.000	24.500
				Place: 2T	35	35	15	35	35	35