

# 2026 Region 1 Championships

## Meet Results






Men / 10 / 18 yrs.

Mar 26-29, 2026

### Dev National Qualifiers Top 27 JN AA

Session: 06

Judge's Signatures

Rank	Num	Name	Gym							AA
1	390	*Trenton Kailey	SCATS - SC	D/E: 3.9 / 8.100 D+/E+: 0.000 / 0.0 S+/ND: .- / -.- Final: 12.000 Place: 12	3.6 / 8.450 0.100 / 0.0 0.1 / -.- 12.250 5	3.2 / 8.850 0.100 / 0.0 0.1 / -.- 12.250 4T	3.6 / 9.250 0.000 / 0.1 .- / -.- 12.950 5T	3.3 / 8.500 0.000 / 0.0 .- / -.- 11.800 10T	2.8 / 8.400 0.000 / 0.0 .- / -.- 11.200 11T	<b>72.450</b> <b>1</b>
2	650	*Asher Nelson	Aspire - AZ	D/E: 4.2 / 7.600 D+/E+: 0.100 / 0.0 S+/ND: .- / -0.1 Final: 11.800 Place: 15T	3.7 / 8.700 0.100 / 0.0 0.1 / -.- 12.600 3	2.6 / 9.550 0.000 / 0.2 0.1 / -0.3 12.150 7	3.2 / 9.150 0.000 / 0.0 .- / -.- 12.350 16	2.7 / 9.200 0.000 / 0.1 .- / -.- 12.000 7T	1.9 / 9.300 0.000 / 0.1 .- / -.- 11.300 7T	72.200 2
3	480	*Paxton Hansen	Gymcats - NV	D/E: 4.3 / 8.000 D+/E+: 0.100 / 0.0 S+/ND: .- / -0.6 Final: 11.800 Place: 15T	2.9 / 7.850 0.000 / 0.0 .- / -.- 10.750 19	2.8 / 9.350 0.000 / 0.1 .- / -.- 12.250 4T	3.6 / 9.400 0.000 / 0.1 .- / -.- 13.100 4	2.9 / 9.150 0.000 / 0.0 .- / -.- 12.050 6	2.8 / 9.100 0.000 / 0.0 .- / -.- <b>11.900</b> <b>1</b>	71.850 3
4T	898	*Jack Slater	Bayshore Elite - NC	D/E: 3.3 / 9.000 D+/E+: 0.000 / 0.0 S+/ND: .- / -.- Final: 12.300 Place: 6	3.1 / 7.450 0.000 / 0.0 0.1 / -.- 10.650 20T	3.6 / 8.650 0.100 / 0.0 .- / -.- 12.350 3	3.2 / 9.550 0.000 / 0.2 .- / -.- 12.950 5T	3.2 / 9.000 0.000 / 0.0 .- / -.- 12.200 3	2.3 / 8.950 0.000 / 0.0 .- / -.- 11.250 9T	71.700 4T
4T	805	Eli Wright	Stanford - NC	D/E: 3.8 / 8.750 D+/E+: 0.000 / 0.0 S+/ND: 0.1 / -.- Final: 12.650 Place: 2	2.4 / 8.700 0.000 / 0.0 0.1 / -.- 11.200 14T	2.0 / 9.500 0.000 / 0.2 .- / -0.3 11.400 17	3.6 / 9.000 0.000 / 0.0 .- / -.- 12.600 13	2.5 / 9.400 0.000 / 0.1 .- / -.- 12.000 7T	3.3 / 8.450 0.100 / 0.0 .- / -.- 11.850 2	71.700 4T
6	128	*Blake Bauer	Bold- UT	D/E: 3.3 / 8.000 D+/E+: 0.000 / 0.0 S+/ND: .- / -0.1 Final: 11.200 Place: 26	3.8 / 9.050 0.100 / 0.0 0.1 / -.- <b>13.050</b> <b>1</b>	3.1 / 8.400 0.000 / 0.0 .- / -.- 11.500 15T	2.8 / 8.950 0.000 / 0.0 .- / -.- 11.750 22	3.5 / 9.300 0.100 / 0.1 .- / -.- <b>13.000</b> <b>1</b>	2.5 / 8.350 0.000 / 0.0 .- / -.- 10.850 16T	71.350 6
7	479	*Roman Colosimo	Gymcats - NV	D/E: 3.6 / 9.250 D+/E+: 0.000 / 0.1 S+/ND: 0.1 / -.- Final: <b>13.050</b> Place: <b>1</b>	2.9 / 8.950 0.000 / 0.0 .- / -.- 11.850 7	1.9 / 8.750 0.000 / 0.0 .- / -0.3 10.350 26	3.6 / 8.950 0.000 / 0.0 .- / -0.1 12.450 15	2.4 / 9.550 0.000 / 0.2 .- / -.- 12.150 4T	2.3 / 9.150 0.000 / 0.0 .- / -.- 11.450 6	71.300 7
<del>8</del>	<del>794</del>	<del>Vinh Nguyen</del>	<del>Stanford - NC</del>	<del>D/E: 2.8 / 9.550 D+/E+: 0.000 / 0.2 S+/ND: .- / -.- Final: 12.550 Place: 4T</del>	<del>2.7 / 8.700 0.000 / 0.0 0.1 / -.- 11.500 8T</del>	<del>1.6 / 9.600 0.000 / 0.2 .- / -0.3 11.100 20</del>	<del>3.2 / 9.500 0.000 / 0.2 .- / -.- 12.900 7T</del>	<del>2.0 / 9.700 0.000 / 0.2 .- / -.- 11.900 9</del>	<del>1.9 / 8.950 0.000 / 0.0 .- / -.- 10.850 16T</del>	<del>70.800 8</del>
9	409	Liam Perez	Clovis - NC	D/E: 2.6 / 8.850 D+/E+: 0.000 / 0.0 S+/ND: .- / -.- Final: 11.450 Place: 22T	3.1 / 9.250 0.000 / 0.1 .- / -.- 12.450 4	2.5 / 9.550 0.000 / 0.2 .- / -0.3 11.950 9	3.6 / 8.750 0.000 / 0.0 .- / -0.1 12.250 17	2.1 / 9.450 0.000 / 0.1 .- / -.- 11.650 14	2.1 / 8.650 0.000 / 0.0 .- / -.- 10.750 18T	70.500 9
10T	616	Chris Stillwell	USA Gym Flairs - AZ	D/E: 3.6 / 8.250 D+/E+: 0.000 / 0.0 S+/ND: .- / -.- Final: 11.850 Place: 14	2.3 / 7.800 0.000 / 0.0 .- / -.- 10.100 27	3.8 / 8.950 0.200 / 0.0 0.1 / -.- <b>13.050</b> <b>1</b>	3.6 / 8.700 0.000 / 0.0 .- / -0.1 12.200 18T	2.2 / 9.400 0.000 / 0.1 .- / -.- 11.700 12T	2.6 / 8.600 0.000 / 0.0 .- / -.- 11.200 11T	70.100 10T
10T	406	Blake Kutzt	Clovis - NC	D/E: 2.6 / 8.800 D+/E+: 0.000 / 0.0 S+/ND: .- / -.- Final: 11.400 Place: 24	2.1 / 9.300 0.000 / 0.1 .- / -.- 11.500 8T	3.4 / 9.000 0.100 / 0.0 .- / -0.3 12.200 6	3.6 / 9.100 0.000 / 0.0 .- / -.- 12.700 12	2.1 / 9.150 0.000 / 0.0 .- / -.- 11.250 23T	2.3 / 8.750 0.000 / 0.0 .- / -.- 11.050 15	70.100 10T






# 2026 Region 1 Championships

## Meet Results

Men / 10 / 18 yrs.

Session: 06

Mar 26-29, 2026

Rank	Num	Name	Gym							AA
12	365	Orion Quintanilla	GO USA - SC	D/E: 3.0 / 8.700	4.0 / 8.500	3.3 / 8.650	3.6 / 9.150	3.2 / 8.050	2.7 / 6.750	
				D+/E+: 0.000 / 0.0	0.200 / 0.0	0.100 / 0.0	0.000 / 0.0	0.000 / 0.0	0.000 / 0.0	
				S+/ND: - / -	0.1 / -	- / -	- / -	- / -	- / -	
				Final: 11.700	12.800	12.050	12.750	11.250	9.450	70.000
				Place: 18T	2	8	10*	23T	29	12
13	234	David Titzel	GWC - AZ	D/E: 3.5 / 9.050	2.9 / 8.200	3.0 / 8.700	3.6 / 9.450	2.2 / 7.750	3.0 / 8.150	
				D+/E+: 0.000 / 0.0	0.000 / 0.0	0.000 / 0.0	0.000 / 0.1	0.000 / 0.0	0.000 / 0.0	
				S+/ND: - / -	0.1 / -	- / -	- / -	- / -	- / -	
				Final: 12.550	11.200	11.700	13.150	9.950	11.150	69.700
				Place: 4T	14T	12T	2*	31	13T	13
14	695	Nikko Wang	HOH - NC	D/E: 4.0 / 8.200	2.7 / 7.550	4.3 / 8.100	3.6 / 9.150	2.4 / 9.300	2.1 / 7.600	
				D+/E+: 0.000 / 0.0	0.000 / 0.0	0.300 / 0.0	0.000 / 0.0	0.000 / 0.1	0.000 / 0.0	
				S+/ND: - / -	- / -	- / -	- / -	- / -	- / -	
				Final: 12.200	10.250	12.700	12.750	11.800	9.700	69.400
				Place: 8	26	2	10*	10T	28	14
15	170	Gavin De Vos	Cal Sports - NC	D/E: 2.6 / 9.050	2.9 / 9.100	2.7 / 8.500	1.8 / 9.450	1.9 / 9.350	2.1 / 9.150	
				D+/E+: 0.000 / 0.0	0.000 / 0.0	0.000 / 0.0	0.000 / 0.1	0.000 / 0.1	0.000 / 0.0	
				S+/ND: - / -	0.1 / -	- / -	- / -	- / -	- / -	
				Final: 11.650	12.100	11.200	11.350	11.350	11.250	68.900
				Place: 20	6	19	26	21T	9T	15
16	267	Eric Shiroishi	Payke - SC	D/E: 2.6 / 9.350	2.9 / 7.450	2.3 / 8.900	2.8 / 9.300	1.9 / 9.450	2.4 / 8.900	
				D+/E+: 0.000 / 0.1	0.000 / 0.0	0.000 / 0.0	0.000 / 0.1	0.000 / 0.1	0.000 / 0.0	
				S+/ND: - / -	- / -	- / -0.3	- / -	- / -	- / -	
				Final: 12.050	10.350	10.900	12.200	11.450	11.300	68.250
				Place: 10T	25	23	18T	19	7T	16
17	788	Panteleimon Kyriacou	Stanford - NC	D/E: 4.1 / 8.050	2.8 / 6.350	2.6 / 8.900	3.6 / 9.300	2.9 / 8.800	2.4 / 8.300	
				D+/E+: 0.100 / 0.0	0.000 / 0.0	0.000 / 0.0	0.000 / 0.1	0.000 / 0.0	0.000 / 0.0	
				S+/ND: - / -	- / -	- / -	- / -0.1	- / -	- / -	
				Final: 12.250	9.150	11.500	12.900	11.700	10.700	68.200
				Place: 7	30	15T	7T	12T	21	17
18	116	JP Mariani	Davis Diamonds - NC	D/E: 3.5 / 8.550	3.0 / 7.550	2.6 / 7.700	3.6 / 8.850	2.8 / 9.250	2.0 / 8.750	
				D+/E+: 0.000 / 0.0	0.000 / 0.0	0.000 / 0.0	0.000 / 0.0	0.000 / 0.1	0.000 / 0.0	
				S+/ND: - / -	0.1 / -	- / -	- / -0.3	- / -	- / -	
				Final: 12.050	10.650	10.300	12.150	12.150	10.750	68.050
				Place: 10T	20T	27	20	4T	18T	18
19	801	Tyler Shub	Stanford - NC	D/E: 4.1 / 7.400	2.3 / 7.600	2.4 / 8.900	4.4 / 8.600	2.0 / 9.450	2.2 / 8.400	
				D+/E+: 0.100 / 0.0	0.000 / 0.0	0.000 / 0.0	0.200 / 0.0	0.000 / 0.1	0.000 / 0.0	
				S+/ND: 0.1 / -	- / -	- / -0.3	- / -	- / -	- / -	
				Final: 11.700	9.900	11.000	<b>13.200</b>	11.550	10.600	67.950
				Place: 18T	28	22	<b>1</b>	15	22	19
20	143	Patrick Hannon-Ruiz	West Coast - NC	D/E: 3.2 / 8.550	2.1 / 8.950	3.4 / 8.150	3.6 / 9.250	2.5 / 8.000	1.8 / 8.300	
				D+/E+: 0.000 / 0.0	0.000 / 0.0	0.100 / 0.0	0.000 / 0.1	0.000 / 0.0	0.000 / 0.0	
				S+/ND: - / -	- / -	- / -	- / -0.1	- / -	- / -	
				Final: 11.750	11.050	11.650	12.850	10.500	10.100	67.900
				Place: 17	18	14	9	29	26	20
21	1000	* Caleb Burda	VGA - NV	D/E: 3.3 / 8.850	3.0 / 7.300	2.0 / 8.050	2.8 / 9.200	2.7 / 8.800	2.7 / 9.100	
				D+/E+: 0.000 / 0.0	0.000 / 0.0	0.000 / 0.0	0.000 / 0.1	0.000 / 0.0	0.000 / 0.0	
				S+/ND: - / -	0.1 / -	- / -0.3	- / -	- / -	- / -	
				Final: 12.150	10.400	9.750	12.100	11.500	11.800	67.700
				Place: 9	24	29	21	16T	3	21
22	800	Leo Sagolla	Stanford - NC	D/E: 2.5 / 7.550	2.3 / 8.800	2.7 / 9.050	3.6 / 7.700	2.5 / 9.000	2.8 / 8.850	
				D+/E+: 0.000 / 0.0	0.000 / 0.0	0.000 / 0.0	0.000 / 0.0	0.000 / 0.0	0.000 / 0.0	
				S+/ND: - / -	- / -	- / -	- / -	- / -	- / -	
				Final: 10.050	11.100	11.750	11.300	11.500	11.650	67.350
				Place: 30	17	11	27	16T	4	22







# 2026 Region 1 Championships

## Meet Results

Men / 10 / 18 yrs.

Session: 06

Mar 26-29, 2026

Rank	Num	Name	Gym							AA
23	643	Carlos Lopez	Aspire - AZ	D/E: 3.0 / 8.950 D+/E+: 0.000 / 0.0 S+/ND: .- / .- Final: 11.950 Place: 13	2.8 / 8.500 0.000 / 0.0 .- / .- 11.300 12	2.4 / 7.300 0.000 / 0.0 .- / -0.3 9.400 30	2.0 / 9.450 0.000 / 0.1 .- / .- 11.550 23	3.0 / 8.400 0.000 / 0.0 0.1 / .- 11.500 16T	2.9 / 8.600 0.000 / 0.0 .- / .- 11.500 5	67.200 23
24	175	Gavin Gardner	Cal Sports - NC	D/E: 2.5 / 8.950 D+/E+: 0.000 / 0.0 S+/ND: .- / -0.1 Final: 11.350 Place: 25	2.1 / 9.150 0.000 / 0.0 .- / .- 11.250 13	2.7 / 8.600 0.000 / 0.0 .- / .- 11.300 18	2.8 / 8.900 0.000 / 0.0 .- / -0.3 11.400 25	2.2 / 8.650 0.000 / 0.0 .- / .- 10.850 27	2.2 / 7.850 0.000 / 0.0 .- / .- 10.050 27	66.200 24
25	816	Brooks Link	North Valley - AZ	D/E: 3.1 / 9.300 D+/E+: 0.000 / 0.1 S+/ND: 0.1 / .- Final: 12.600 Place: 3	2.0 / 5.650 0.000 / 0.0 .- / .- 7.650 31	2.5 / 8.450 0.000 / 0.0 .- / -0.3 10.650 24	3.6 / 9.450 0.000 / 0.1 .- / .- 13.150 2*	2.5 / 8.250 0.000 / 0.0 .- / .- 10.750 28	2.4 / 8.350 0.000 / 0.0 .- / .- 10.750 18T	65.550 25
26T	694	Ocho Toldon	HOH - NC	D/E: 2.5 / 8.950 D+/E+: 0.000 / 0.0 S+/ND: .- / .- Final: 11.450 Place: 22T	2.5 / 8.000 0.000 / 0.0 .- / .- 10.500 23	3.5 / 8.250 0.100 / 0.0 .- / .- 11.850 10	3.2 / 9.250 0.000 / 0.1 .- / .- 12.550 14	2.9 / 7.500 0.000 / 0.0 .- / .- 10.400 30	2.4 / 5.750 0.000 / 0.0 .- / .- 8.150 31	64.900 26T
26T	933	Blake Kennedy	Agility - SC	D/E: 3.0 / 8.550 D+/E+: 0.000 / 0.0 S+/ND: .- / .- Final: 11.550 Place: 21	2.5 / 8.750 0.000 / 0.0 0.1 / .- 11.350 11	3.2 / 7.500 0.000 / 0.0 .- / -0.3 10.400 25	2.0 / 8.050 0.000 / 0.0 .- / .- 10.050 30	2.0 / 9.250 0.000 / 0.1 .- / .- 11.350 21T	1.8 / 8.400 0.000 / 0.0 .- / .- 10.200 25	64.900 26T
26T	792	Jayden Maliga-Falesoga	Stanford - NC	D/E: 2.7 / 7.950 D+/E+: 0.000 / 0.0 S+/ND: .- / .- Final: 10.650 Place: 29	2.3 / 8.850 0.000 / 0.0 .- / .- 11.150 16	2.1 / 8.950 0.000 / 0.0 .- / .- 11.050 21	1.2 / 9.400 0.000 / 0.1 .- / .- 10.700 29	2.2 / 8.900 0.000 / 0.0 .- / .- 11.100 25	2.9 / 7.350 0.000 / 0.0 .- / .- 10.250 23T	64.900 26T
29	527	Isaiah Le	Elevate - NC	D/E: 3.0 / 8.200 D+/E+: 0.000 / 0.0 S+/ND: .- / -0.1 Final: 11.100 Place: 27	2.4 / 7.250 0.000 / 0.0 .- / .- 9.650 29	3.1 / 7.100 0.000 / 0.0 .- / .- 10.200 28	3.6 / 8.150 0.000 / 0.0 .- / -0.3 11.450 24	2.3 / 8.600 0.000 / 0.0 .- / .- 10.900 26	2.6 / 7.650 0.000 / 0.0 .- / .- 10.250 23T	63.550 29
30	282	* Chase Orton	All American - UT	D/E: 3.0 / 8.350 D+/E+: 0.000 / 0.0 S+/ND: .- / -0.6 Final: 10.750 Place: 28	2.7 / 7.850 0.000 / 0.0 .- / .- 10.550 22	2.1 / 7.550 0.000 / 0.0 .- / -0.3 9.350 31	3.2 / 7.850 0.000 / 0.0 .- / .- 11.050 28	2.5 / 8.900 0.000 / 0.0 .- / .- 11.400 20	2.4 / 7.000 0.000 / 0.0 .- / .- 9.400 30	62.500 30
31	361	Sammy Kirsch <b>PB Qualifier</b>	GO USA - SC	D/E: 0.0 / 0.000 D+/E+: 0.000 / 0.0 S+/ND: .- / .- Final: 0.000 Place: 31	2.5 / 8.900 0.000 / 0.0 .- / .- 11.400 10	3.7 / 7.800 0.200 / 0.0 .- / .- 11.700 12T	0.0 / 0.000 0.000 / 0.0 .- / .- 0.000 31	3.4 / 8.950 0.000 / 0.0 .- / .- 12.350 2	2.6 / 8.550 0.000 / 0.0 .- / .- 11.150 13T	46.600 31